

The Shape of Dark Matter Halos as a Strong Cosmological Probe [†]

Rémy Koskas *  and Jean-Michel Alimi 

Laboratory Universe and Theories, Observatoire de Paris, PSL Research University, Paris-Cité University, CNRS, 5 Place Jules Janssen, F-92190 Meudon, France

* Correspondence: remy.koskas@obspm.fr

[†] Presented at the 2nd Electronic Conference on Universe, 16 February–2 March 2023; Available online: <https://ecu2023.sciforum.net/>.

Abstract: Halo Dark Matter (DM) formation is a complex process, intertwining both gravitational and cosmological nonlinear phenomena. One of the manifestations of this complexity is the shape of the resulting present-day DM halos: simulations and observations show that they are triaxial objects. Interestingly, those shapes carry cosmological information. We prove that cosmology, and particularly the dark energy model, leaves a lasting trace on the present-day halos and their properties: the overall shape of the DM halo exhibits a different behavior when the DE model is varied. We explain how that can be used to literally “read” the fully nonlinear power spectrum within the halos’ shape at $z = 0$. To that end, we worked with “Dark Energy Universe Simulations” DM halos: DM halos are grewed in three different dark energy models, whose parameters were chosen in agreement with both CMB and SN Ia data.

Keywords: clusters; power spectrum; gravitation; cosmology

1. Introduction

Among the various cosmological probes, galaxy groups and clusters occupy a key position: the dynamics of their collapse is both sensitive to gravity and to cosmology. The study of their properties, such as the distribution of their mass [1], allows observers to tightly constrain the cosmological parameters of the Universe.

One of the most striking features of dark matter halos, even at $z = 0$, is the deviation from sphericity that they generally present. This can be stated from N-body simulations [2], but is also observed in particular for the Milky Way halo [3]. A review of related observational methods and theoretical considerations can be found in [4]. It is natural for this to lead to studying the links between the shapes of halos and the underlying cosmological model.

Previously [5,6], we showed that the knowledge of mass and shape profiles of dark matter halos allows the appropriate machine learning device to distinguish between dark energy models. For these proceedings, our task will be to briefly present *why* and *how much* cosmological information can be extracted from mass and shape relations. An extended version with more detailed discussions will be available in [7].

2. Methods

2.1. Cosmological Models and Dark Matter Halos

Dark Energy Universe Simulations [8–11] are high performance N-body simulations based on the adaptive mesh refinement RAMSES code [12]. They probe structure collapse, assuming various dark energy models: the concordance model Λ CDM, the Ratra-Peebles quintessence model RPCDM [13], and a phantom model that we denote w CDM. The last ones are dynamical dark energy models, the first having e.o.s. parameter $w_0 > -1$ and the last $w_0 < -1$. In addition, the parameters of the selected models ($\Omega_m, \sigma_8, w_0, w_a$),



Citation: Koskas, R.; Alimi, J.-M. The Shape of Dark Matter Halos as a Strong Cosmological Probe. *Phys. Sci. Forum* **2023**, *7*, 25. <https://doi.org/10.3390/ECU2023-14033>

Academic Editor: Mauro D’Onofrio

Published: 15 February 2023



Copyright: © 2023 by the authors. Licensee MDPI, Basel, Switzerland. This article is an open access article distributed under the terms and conditions of the Creative Commons Attribution (CC BY) license (<https://creativecommons.org/licenses/by/4.0/>).

summarized in Table 1, were chosen in accordance with both SNIa and CMB WMAP7 constraints [14]. As a consequence, the resulting present-day Universes have the interesting feature to be realistic [8], and they are thus very similar to each other.

Table 1. Dark Energy Universe simulations parameters and characteristics. $n_s = 0.96$ and $h = 0.72$.

Model	Λ CDM	RPCDM	wCDM
Ω_m	0.2573	0.23	0.275
σ_8	0.83	0.68	0.88
w_0	−1	−0.87	−1.2
w_a	0	0.08	0
FOF halos	411,909	338,883	441,683

At both $z = 0$, linear $P(k)$ and nonlinear $\tilde{P}(k)$ power spectra of the matter density field were also computed. The corresponding variances are given by smoothing the power spectra with a gaussian window $W[x] = \exp -\frac{x^2}{10}$ so that

$$(M) = \frac{1}{2\pi^2} \int_0^{+\infty} k^2 P(k) W^2 \left[k \cdot (3M / (4\pi\Omega_m\rho_c))^{1/3} \right] dk$$

and similarly for $\tilde{\sigma}(k)$ and $\tilde{P}(k)$.

2.2. Dark Matter Halos and Their Shape

We consider the Universes evolved in a 648 Mpc/h simulation box, containing 2048^3 particles. Their halos are identified by the Friends of Friends algorithm, with a linking length $b = 0.2$. Finally, only well-resolved halos containing more than 1000 particles are retained, which correspond to those whose FOF mass exceeds $2.4 \cdot 10^{12} M_S/h$. Table 1 features the number of such halos in each cosmological model.

To assess the shape of halos, we compute the 3×3 inertia tensor of each halo:

$$\mathcal{M}_{ij} = \langle x_i x_j \rangle_{\text{halo}} - \langle x_i \rangle_{\text{halo}} \langle x_j \rangle_{\text{halo}} \text{ for } 1 \leq i, j \leq 3.$$

Diagonalizing this tensor allows to extract the eigenvalues, denoted $\frac{a^2}{\sqrt{5}}$, $\frac{b^2}{\sqrt{5}}$ and $\frac{c^2}{\sqrt{5}}$ where $a \geq b \geq c$ are the three principal axis semi-lengths of the best-fitting ellipsoid of the full halo. The triaxiality of the halo can be quantified through its prolateness:

$$p = (a - 2b + c) / 2(a + b + c)$$

Note that this way of extracting the shape of halos necessarily induces resolution sensitiveness. In [7], we explain how to adapt it to get measures that do not depend on the size of simulation box, on the total number of particles it contains, or on the presence of sub-structures inside the halos. We also discuss the imprint of the cosmology on other shape parameters as ellipticity, triaxiality, and eigenvalues ratios.

3. Results and Discussion

3.1. Mass Dependence

Let us start by plotting the prolateness of halos against their FoF mass. Figure 1 features the median prolateness in each mass bin for each cosmological model. Two observations can be made:

- First, the heavier the halo, the greater is the p . Indeed, large mass halos are less virialized and, therefore, less spherical [15].
- Meanwhile, RPCDM halos are about 25% more prolate than LCDM ones. This can be explained by the fact that σ_8 of RPCDM is much lower than the fiducial one. As a result, the halos of RPCDM formed more recently and are, again, less relaxed and more prolate.

In a sense, this extends the results of [16], which tested redshift dependence of mass-shape relations at a fixed cosmology.

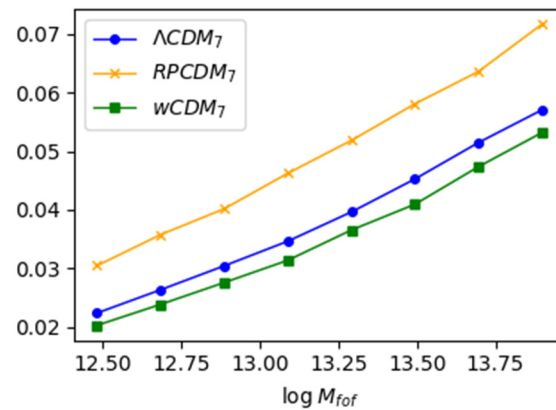


Figure 1. Median prolateness of $z = 0$ haloes as a function of their total FoF mass (in solar mass per h).

3.2. Towards Universality

To understand exactly how cosmology intervenes in mass shape relations, we aim to find a cosmological dependent function f_c so that $p(f_c(M))$ curves superpose. In the light of the observations in the previous subsections, a first attempt would be $f_c := \sigma$, as already suggested by [16,17]. The resulting median prolateness curves are plotted in Figure 2a. Surprisingly, they are closer in (σ, p) space than in (M, p) space, but very substantial differences subsist both in slope and in intercept. In other words, the linear power spectrum absorbs part of the cosmological dependence of the shape of halos.

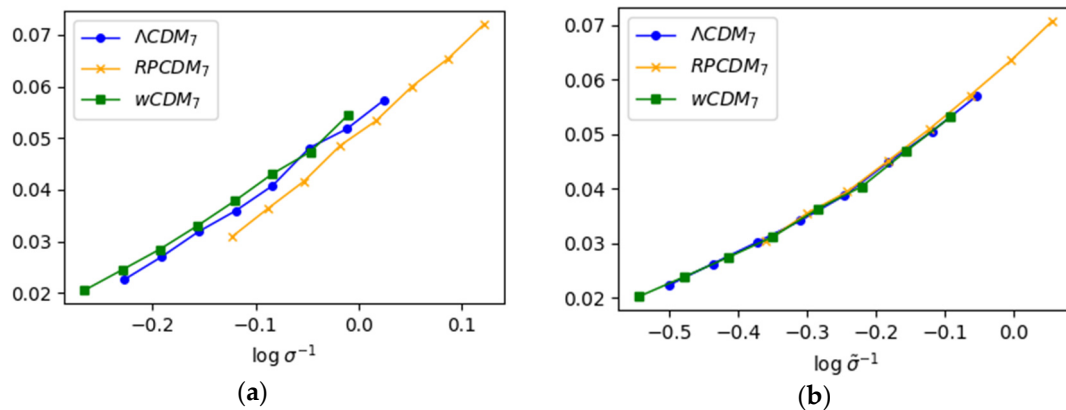


Figure 2. Median prolateness of $z = 0$ haloes as a function of the root mean square of (a) the linear matter power spectrum and (b) the root mean square of the nonlinear matter power spectrum.

We conjecture that the reason for that is the existence of a (cosmologically independent) analogy between halos' shape (i.e., two points correlations in real space) and the power spectrum (i.e., two points correlations in Fourier space). If true, since the shapes are computed on the fully collapsed halo, one should rather consider the fully *nonlinear variance* $\tilde{\sigma}$. Indeed, as Figure 2b shows, median prolateness curves superpose almost completely when using $\tilde{\sigma}$ as abscissa. They are about seven times closer than in Figure 2a, so that the common $p(\tilde{\sigma})$ relation can be taken to be universal—that is to say, independent of the details of background cosmology. Furthermore, this result holds not only for the median curves (that we plot here) but for the whole of the p distribution (except the most extreme values).

In other words, we have shown that all the cosmological content of a clusters' shape is embedded in the (nonlinear) power spectrum. Therefore, the only reason that linear

information explains part of prolateness cosmological dependence at a fixed mass is the fact that the linear power spectrum is a first order approximation of the nonlinear one.

3.3. Power Spectrum Reconstruction

We have now at hand all the tools to build a new procedure to measure the non-linear power spectrum:

1. Measure the $p(M)$ curve in our universe.
2. Since we *know* the universal $p(\tilde{\sigma})$ relation, one can deduce the $\tilde{\sigma}(M)$ function of our Universe.
3. The nonlinear power spectrum is finally directly inferred from this $\tilde{\sigma}(M)$.

In Figure 3a, we reproduce the reconstructed $\tilde{\sigma}(M)$ functions of the tested cosmological models from the sole measure of $p(M)$, and in Figure 3b, the corresponding nonlinear power spectra. The concordance with the expected $\tilde{\sigma}(M)$ at $z = 0$ is excellent.

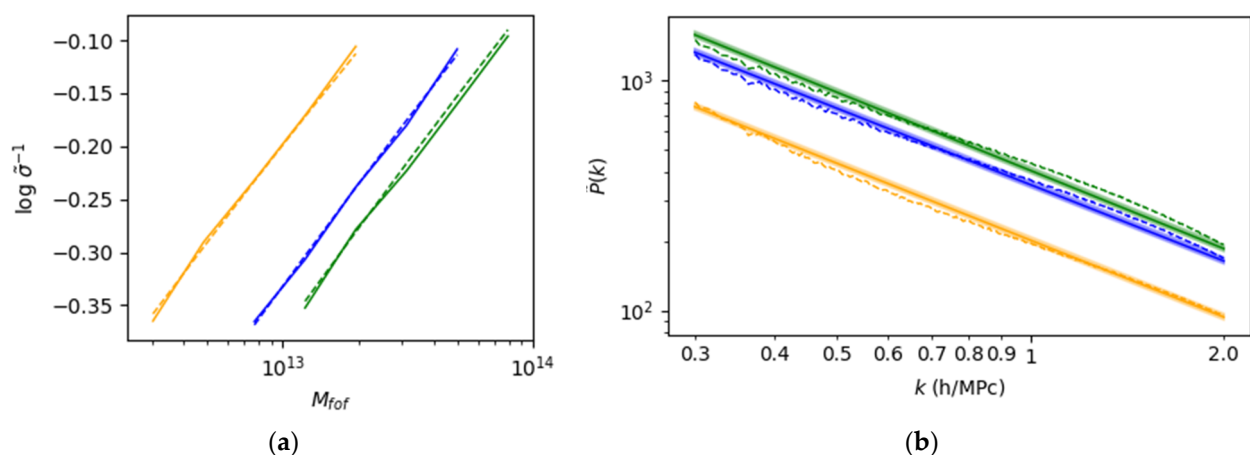


Figure 3. (a) The reconstructed (continuous) *nonlinear* variance (as a function of mass) from the sole measure of the mass and shape of halos, and the knowledge of the universal shape/*nonlinear* variance relations is plotted against the expected (dashed) *nonlinear* variance computed with PowerGrid. As before, blue, orange and green lines respectively correspond to Λ CDM, RPCDM and w CDM cosmological models. (b) Nonlinear power spectrum coming from the reconstructed *nonlinear* variance (continuous), and the expected one computed with PowerGrid (dashed). Line thickness corresponds to five percent uncertainty on Ω_m (which should, thus, be measured by another probe).

We can then also deduce σ_8 at $z = 0$ and reconstruct the initial σ_8 of each cosmological model. The agreement with the known results of the numerical simulation is remarkable (see Table 2).

Table 2. Estimated and expected, linear and nonlinear, variance at 8 Mpc/h. All the estimations are given with only one significant number, with 15% of uncertainty, and a uniform prior on $\Omega_m \in [0.2, 0.3]$.

Model	Λ CDM	RPCDM	w CDM
$\tilde{\sigma}_8$ (estimated with shapes)	0.9	0.7	1
$\tilde{\sigma}_8$ (expected)	0.9	0.8	1
σ_8 (estimated with shapes)	0.8	0.6	0.9
σ_8 (expected)	0.8	0.7	0.9

4. Conclusions

We have shown that if the distribution of the prolateness of halos at a fixed mass heavily depends on cosmology, this dependence is completely explained by the *nonlinear* power spectrum, and, reciprocally, the nonlinear fluctuations are encoded in the shape

distributions of DM halos. Consequently, the fact that there exists a universal relation between the shape of halos and nonlinear variance allows one to reconstruct the power spectrum of a given Universe from the sole mass and shape measures of the halos it contains. A full discussion of the shape determination procedure, including the effects of substructures and simulation resolution, will be in [7].

Author Contributions: R.K. and J.-M.A. equally contributed to this work. All authors have read and agreed to the published version of the manuscript.

Funding: This research received no external funding.

Institutional Review Board Statement: Not applicable.

Informed Consent Statement: Not applicable.

Data Availability Statement: Snapshots and haloes of Dark Energy Universe simulations are available on request to jean-michel.alimi@obspm.fr.

Conflicts of Interest: The authors declare no conflict of interest.

References

- Holder, G.; Haiman, Z.; Mohr, J.J. Constraints on Ω_m , Ω_Λ , and σ_8 from Galaxy Cluster Redshift Distributions. *Astrophys. J.* **2001**, *560*, L111–L114. [\[CrossRef\]](#)
- Allgood, B.; Flores, R.A.; Primack, J.R.; Kravtsov, A.V.; Wechsler, R.H.; Faltenbacher, A.; Bullock, J.S. The Shape of Dark Matter Haloes: Dependence on Mass, Redshift, Radius and Formation. *Mon. Not. R. Astron. Soc.* **2006**, *367*, 1781–1796. [\[CrossRef\]](#)
- Oguri, M.; Takada, M.; Okabe, N.; Smith, G.P. Direct Measurement of Dark Matter Halo Ellipticity from Two-Dimensional Lensing Shear Maps of 25 Massive Clusters. *arXiv* **2010**. [\[CrossRef\]](#)
- Limousin, M.; Morandi, A.; Sereno, M.; Meneghetti, M.; Ettori, S.; Bartelmann, M.; Verdugo, T. The Three-Dimensional Shapes of Galaxy Clusters. *Space Sci. Rev.* **2013**, *177*, 155–194. [\[CrossRef\]](#)
- Koskas, R.; Alimi, J.M. Classification of Cosmological Models from the Internal Properties of DM Halos by Using Machine Learning. In Proceedings of the SF2A-2021: Proceedings of the Annual meeting of the French Society of Astronomy and Astrophysics, Online, 7–11 June 2021; Siebert, A., Baillié, K., Lagadec, E., Lagarde, N., Malzac, J., Marquette, J.-B., N'Diaye, M., Richard, J., Venot, O., Eds.; SF2A, December 2021; pp. 248–249.
- Koskas, R.; Alimi, J.M. Classification of Cosmological from Mass and Shape Profiles by Using Machine Learning Methods. *Mon. Not. R. Astron. Soc.* **2023**, *to be submitted*.
- Alimi, J.M.; Koskas, R. Universality of the Dark Matter Halos Shape as a Strong Cosmological Probe. *Mon. Not. R. Astron. Soc.* **2023**, *to be submitted*.
- Alimi, J.-M.; Füzfa, A.; Boucher, V.; Rasera, Y.; Courtin, J.; Corasaniti, P.-S. Imprints of Dark Energy on Cosmic Structure Formation—I. Realistic Quintessence Models and the Non-Linear Matter Power Spectrum. *Mon. Not. R. Astron. Soc.* **2010**, *401*, 775–790. [\[CrossRef\]](#)
- Rasera, Y.; Alimi, J.-M.; Courtin, J.; Roy, F.; Corasaniti, P.-S.; Füzfa, A.; Boucher, V.; Alimi, J.-M.; Fuözfa, A. Introducing the Dark Energy Universe Simulation Series (DEUSS). *AIP Conf. Proc.* **2010**, *1241*, 1134–1139.
- Alimi, J.-M.; Bouillot, V.; Rasera, Y.; Reverdy, V.; Corasaniti, P.-S.; Balmes, I.; Requena, S.; Delaruelle, X.; Richet, J.-N. DEUS Full Observable Λ CDM Universe Simulation: The numerical challenge, High Performance Computing, Networking, Storage and Analysis (SC). *arXiv* **2012**, arXiv:1206.2838.
- Reverdy, V.; Alimi, J.-M.; Bouillot, V.; Rasera, Y.; Reverdy, V.; Corasaniti, P.-S.; Balmes, I.; Requena, S.; Delaruelle, X.; Richet, J.-N. DEUS Full Observable Universe Simulations: Numerical Challenge and Outlooks. *Int. J. High Perform. Comput. Appl.* **2015**, *29*, 249–260. [\[CrossRef\]](#)
- Teyssier, R. Cosmological Hydrodynamics with Adaptive Mesh Refinement: A New High-Resolution Code Called RAMSES. *A&A* **2002**, *385*, 337–364. [\[CrossRef\]](#)
- Peebles, P.J.E.; Ratra, B. Cosmology with a Time-Variable Cosmological “Constant”. *ApJ* **1988**, *325*, L17. [\[CrossRef\]](#)
- Komatsu, E.; Smith, K.M.; Dunkley, J.; Bennett, C.L.; Gold, B.; Hinshaw, G.; Jarosik, N.; Larson, D.; Nolta, M.R.; Page, L.; et al. Seven-year wilkinson microwave anisotropy probe (wmap) observations: Cosmological interpretation. *ApJS* **2011**, *192*, 18. [\[CrossRef\]](#)
- Lau, E.T.; Hearin, A.P.; Nagai, D.; Cappelluti, N. Correlations between Triaxial Shapes and Formation History of Dark Matter Haloes. *Mon. Not. R. Astron. Soc.* **2020**, *500*, 1029–1037. [\[CrossRef\]](#)

16. Despali, G.; Giocoli, C.; Tormen, G. Some like It Triaxial: The Universality of Dark Matter Halo Shapes and Their Evolution along the Cosmic Time. *Mon. Not. R. Astron. Soc.* **2014**, *443*, 3208–3217. [[CrossRef](#)]
17. Bonamigo, M.; Despali, G.; Limousin, M.; Angulo, R.; Giocoli, C.; Soucail, G. Universality of Dark Matter Haloes Shape over Six Decades in Mass: Insights from the Millennium XXL and SBARBINE Simulations. *Mon. Not. R. Astron. Soc.* **2015**, *449*, 3171–3182. [[CrossRef](#)]

Disclaimer/Publisher's Note: The statements, opinions and data contained in all publications are solely those of the individual author(s) and contributor(s) and not of MDPI and/or the editor(s). MDPI and/or the editor(s) disclaim responsibility for any injury to people or property resulting from any ideas, methods, instructions or products referred to in the content.