


Review

# Utilizing Mediterranean Plants to Remove Contaminants from the Soil Environment: A Short Review

Alexandra D. Solomou <sup>1,\*</sup>, Rafaelia Germani <sup>2</sup>, Nikolaos Proutsos <sup>1</sup> , Michaela Petropoulou <sup>1</sup>, Petros Koutroumpilas <sup>1</sup>, Christos Galanis <sup>2</sup>, Georgios Maroulis <sup>1</sup> and Antonios Kolimenakis <sup>1</sup>

<sup>1</sup> Hellenic Agricultural Organization “DEMETER”, Institute of Mediterranean & Forest Ecosystems, Terma Alkmanos, 11528 Athens, Greece; np@fria.gr (N.P.); stud115103@aia.gr (M.P.); sbil700045@uoaa.gr (P.K.); georgios\_maroulis@eesd.gr (G.M.); a.kolimenakis@bpi.gr (A.K.)

<sup>2</sup> Department of Agriculture, Crop Production and Rural Environment, University of Thessaly, 38446 Volos, Greece; ragerman@uth.gr (R.G.); Chgalanis@uth.gr (C.G.)

\* Correspondence: solomou@fria.gr; Tel.: +30-2107-787535

**Abstract:** The use of contaminated soils in food production imposes the need for the reduction in heavy metals concentrations, using various techniques, in order to eliminate the toxic effects of pollution and ensure safety in the consumption of agricultural products. Phytoremediation is a promising, effective, and publicly acceptable method to remove soils’ toxicity. This study aims to investigate the current knowledge on plants’ metal tolerance mechanisms, the use of Mediterranean plants in phytoremediation, and the economic perspective for its application on large scales. A total of 166 research studies were systematically reviewed, based on the Preferred Reporting Items for Systematic Review and Meta-Analysis (PRISMA) guidelines. The findings indicate that phytoremediation has more advantages compared to other techniques. It can be a sustainable and affordable option, especially for developing countries, due to the relatively low application and maintenance costs. Many hyperaccumulating plants have been identified that can be used in soil cleansing, enhancing the applicability and replicability of the method. The selection of the appropriate plant species is based on their specific physiological characteristics to remove undesirable elements from the soils and, in certain cases, there is a preference for use of non-native species. However, such species may exhibit invasive behaviors, introducing high uncertainties and risks in the preservation of local ecosystems, especially in the Mediterranean zone, since they can have a serious impact on the environmental and ecological dynamics of the local plant communities. The use of native plants is generally more advantageous since they are better acclimated, have no effects on the local ecological balance, and can eliminate the legal restrictions for their use (seed availability, planting, etc.).

**Keywords:** soil pollution; heavy metals; soil contamination; phytoremediation; flora



**Citation:** Solomou, A.D.; Germani, R.; Proutsos, N.; Petropoulou, M.; Koutroumpilas, P.; Galanis, C.; Maroulis, G.; Kolimenakis, A.

Utilizing Mediterranean Plants to Remove Contaminants from the Soil Environment: A Short Review.

*Agriculture* **2022**, *12*, 238. <https://doi.org/10.3390/agriculture12020238>

Academic Editor: Daniele Del Buono

Received: 5 January 2022

Accepted: 4 February 2022

Published: 8 February 2022

**Publisher’s Note:** MDPI stays neutral with regard to jurisdictional claims in published maps and institutional affiliations.



**Copyright:** © 2022 by the authors. Licensee MDPI, Basel, Switzerland. This article is an open access article distributed under the terms and conditions of the Creative Commons Attribution (CC BY) license (<https://creativecommons.org/licenses/by/4.0/>).

## 1. Introduction

In recent decades, there has been a rising demand for remediation technologies as the levels of pollution have grown considerably [1,2]. Contaminants are present in hazardous amounts in many parts of the world, posing a severe health risk for ecosystems and all levels of the food chain. Contamination by heavy metals is of particular concern as their non-degradable and persistent qualities make them difficult to manage. Their accumulated effect in both the environment and at the organism level amplifies the need for taking active measures for their mitigation [3]. Heavy metals in soils are normally present in trace amounts as they derive naturally from sources such as the weathering of parent materials, erosion, volcanic eruptions, and forest fires [4,5]. However, anthropogenic activities over the years have added large amounts of heavy metals to the environment, and thus they have clearly exceeded the previously low quantities in which they were encountered. Heavy urbanization and industrialization, intensive mining and smelting activities, and the overuse of pesticides and other chemical additives in the agricultural sector have had a huge

input into the degradation of vast areas by heavy metal contamination [6,7]. According to a review article by Panagos et al. [8], an impressive number of 1,170,000 European sites were suspected as being contaminated until 2011. In the same study, it was reported that a large part of the aforementioned contamination was due to heavy metals [8]. There have been many reports of contaminated and/or degraded land in need of restoration in Mediterranean Europe. There are a number of studies indicating sites with elevated concentrations of heavy metals in Spain (e.g., in the Valencia and Castellón Provinces and Segura river valley, Alicante), Portugal (e.g., Esteiro de Estarreja), Italy (e.g., Apulia region), Greece (e.g., Thriasian Plain, Lavrio, Almyros region, Thasos Island, Chalkidiki, Kozani), and Cyprus (e.g., Yedidalga mine harbor) [9–15].

A number of technologies emerged to meet the need for soil remediation in past decades, but the task has proven to be rather challenging. Conventional methods of remediation (chemical and physical), although possibly effective at small scale, have been deemed lacking in terms of sustainability as they come with a large cost and have adverse effects themselves. The general turn towards more sustainable, eco-friendly technologies has allowed for the development of biological remediation methods, such as phytoremediation. This is a technology that constitutes a nature-based solution, which agrees with the goals set by the current European Guidelines. However, phytoremediation research is required as the effectiveness of the technique is highly dependent on the plant species used. Identifying the correct species, specifically adapted and tolerant to the environmental conditions of the contaminated site, among other factors, is one of the core parameters that will determine the success of phytoremediation projects [6,15,16].

The Mediterranean basin is a region of distinct climatic conditions with temporal variability and great floristic heterogeneity. Due to the high variability in landscapes paired with the warm, dry summers and cool, wet winters, the Mediterranean hosts significant plant diversity, including numerous endemic and rare plant species [17–21].

Metalliferous soils are abundant in the region and so native plant species are expected to be more tolerant than most to metal stress. In fact, as exemplified by Reeves et al. (2018), the Mediterranean basin is considered to be a source for nickel hyperaccumulating species [18]. Moreover, some examples of the metalliferous soils in the Mediterranean region are the area of Stratoni in Chalkidiki, Northern Greece (Pb, Zn, Ag) [2] and the area of Castellón, a province of the Valencian Mediterranean region (Pb, Zn, Cd, Cu) [9].

Furthermore, it is important to acknowledge that the use of plant-based remediation is not limited to anthropogenically contaminated areas and is applicable to marginal lands in general. An issue that has been of emerging concern is the management of land damaged by fires. Such areas, which are unfortunately rising in number each year, have a high metal content and are in need of restoration. Mediterranean summers are known to be fire-prone and so phytoremediation may be a valuable tool for treating the affected areas [2]. Notably, phytoremediation may be an even more attractive approach as, when associated with other technologies (e.g., biofuel production, agromining, etc.), it forms a circular economy model [6,22].

The purpose of this short review is to investigate the current knowledge on Mediterranean plants that have shown potential in the field of phytoremediation because the need to identify native species for this purpose has grown. Another goal is to explore the existing level of understanding of the mechanisms of metal tolerance in plants. Moreover, this short review aims to examine the economic perspective of phytoremediation technologies so as to assess the estimated capital return as a tool to develop proposals for large-scale phytoremediation projects. Whether applied to fire-affected lands or those contaminated by industrial activities, etc., a restorative plan is a necessity.

## 2. Literature Review

This review was conducted by analyzing the Google Scholar and Scopus databases. The keywords that were used were “phytoremediation plant Mediterranean” OR “phytoextraction plant Mediterranean” OR “hyperaccumulator plant Mediterranean” OR “phyto-

mining plant Mediterranean" OR "phytoremediation flora Mediterranean" OR "phytoextraction flora Mediterranean" OR "hyperaccumulators flora Mediterranean" OR "socio-economic assessment phytoremediation".

A total of 468 papers were found using these keywords. From this number, after removing PowerPoint presentations, posters, etc., the number of available papers dropped to 459. This process was followed by removing literature based on the title and the abstract, so the number dropped to 256. Then, duplicates were removed resulting in 173. Finally, after checking for correlation with the main points of our review, the final number of 166 papers was used. The process was conducted based on the Preferred Reporting Items for Systematic Review and Meta-Analysis (PRISMA) guidelines for conducting reviews (Figure 1) [23].

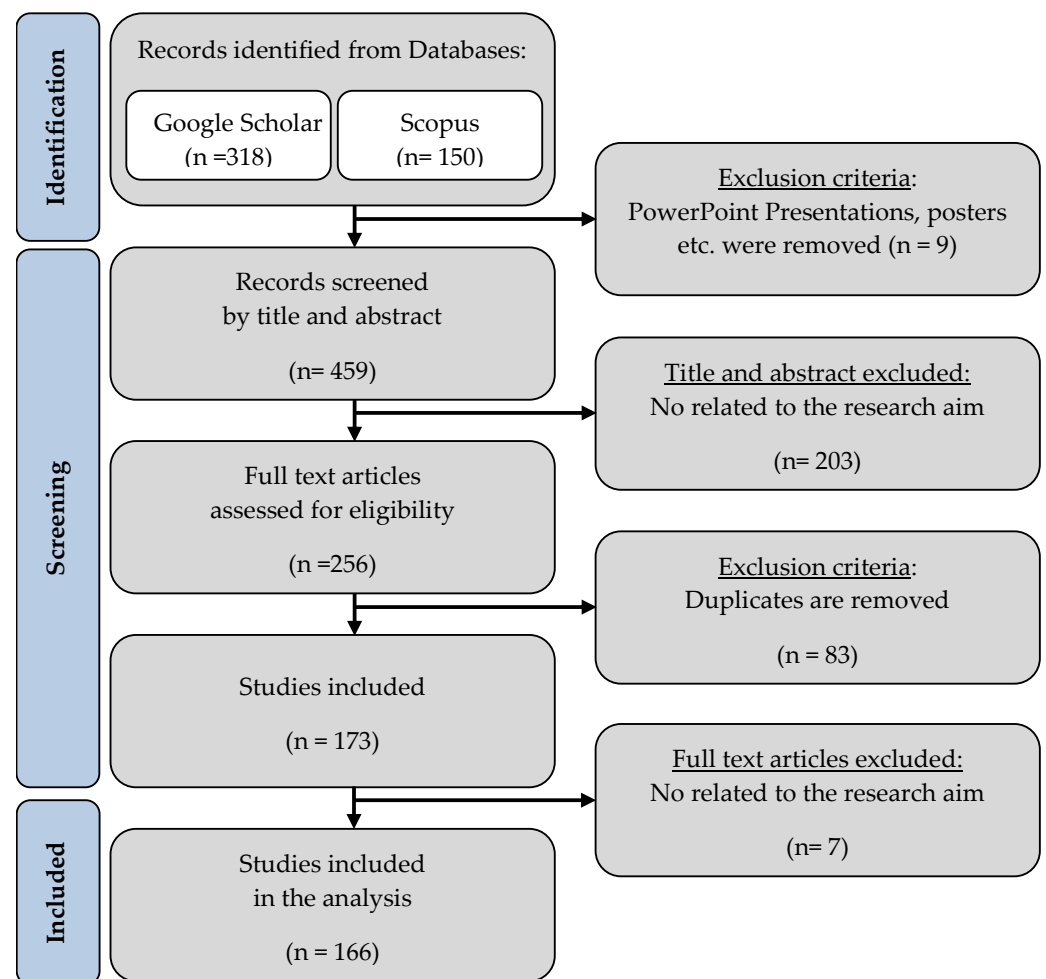
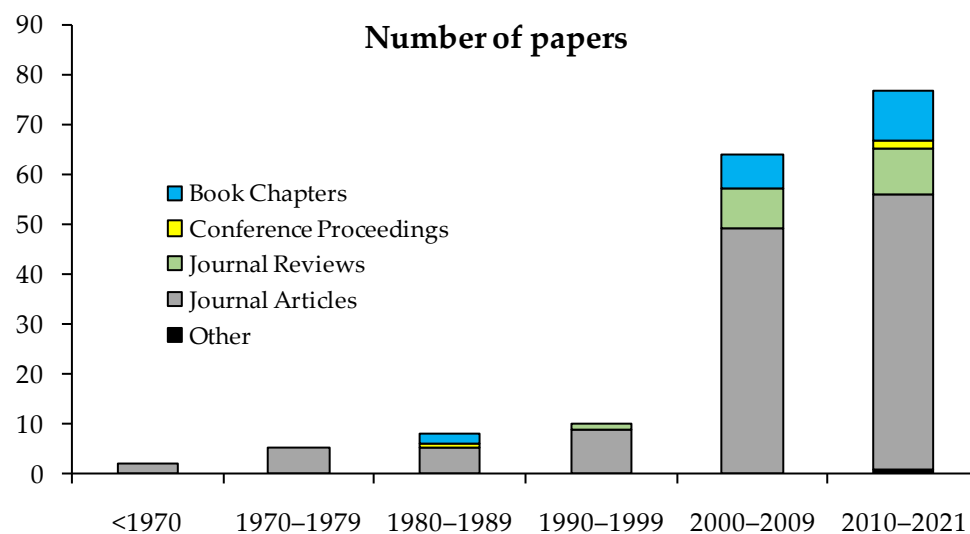


Figure 1. PRISMA Flowchart.

The distribution per time period of the review studies is depicted in Figure 2, confirming that scientific interest in phytoremediation in the Mediterranean has particularly increased in recent years. It is also noted that the majority of the reviewed papers were published in scientific journals either as articles (75%) or as reviews (11%). There were also papers included in books (11%) and conference proceedings (2%).



**Figure 2.** Distribution of the reviewed papers per time period and publication type.

The research studies cover 9 perspectives. These were: (i) toxic metals; (ii) phyto-remediation; (iii) types of phyto-remediation; (iv) advantages and disadvantages; (v) phytoaccumulation or phytoextraction; (vi) factors influencing phyto-remediation success; (vii) plant selection criteria for an effective phyto-remediation; (viii) non-native, native, and endemic species in the phyto-remediation; and (ix) socio-economic assessment of phyto-remediation.

### 3. Phytoremediation of Heavy Metals

#### 3.1. Toxic Metals

A subject of scientific and technological progress is phyto-remediation and, more specifically, the phyto-remediation of toxic metals in the environment. The use of biological processes to overcome environmental problems and the ability to break down undesirable substances is become more important. A serious impact of the global industrial activity is the extensive accumulation of heavy metals in soils, which has become very serious. This accumulation of toxic metals in the environment has resulted from various types of waste and pollutants, such as mining waste, fertilizers, paper mills, and various toxic elements from emissions in the atmosphere. Unfortunately, the concentration of toxic metals found in polluted soils is often considerably greater than that which is required to exert a toxic effect on the majority of higher plants (e.g., the hyperaccumulation threshold values are set at  $100 \mu\text{gg}^{-1}$  for Cd, Se, and Tl;  $300 \mu\text{gg}^{-1}$  for Co, Cr, and Cu;  $1000 \mu\text{gg}^{-1}$  for As, Ni, and Pb;  $3000 \mu\text{gg}^{-1}$  for Zn; and  $10,000 \mu\text{gg}^{-1}$  for Mn) [2]. Another unsettling fact is the certainty that toxic metals can affect the biosphere for extremely long periods, polluting the water table through the soil layers. Hence, the use of edible plants contaminated with high levels of heavy metals can pose a serious threat to the health of humans and animals [24].

#### 3.2. Phytoremediation

The idea of using plants to clean contaminated areas is not new. About 300 years ago, plants were proposed for use in wastewater treatment, and in the late 19th century, *Thlaspi caerulescens* and *Viola calaminaria* were the first plants reported to accumulate high levels of minerals in their leaves [25,26]. Then, in 1935, Byers reported that plants of the genus *Astragalus* were able to accumulate up to 0.6% of Selenium in their dry aboveground biomass [27,28]. A decade later, in 1948, the Italian researchers Minguzzi and Vergnano recognized the plant *Alussum bertolonii* as a nickel super-accumulator. This fact was forgotten until 1977, when Robert Brooks, a scientist at Massey University in New Zealand, reported similar findings [27–30], and the idea of using plants to remove metals from contaminated soils was reintroduced and developed by Utsunamyia in 1980 and Chaney in 1983. The

first field application of cadmium and zinc phytoaccumulation took place in 1991 [27,28] and in the same year the name “phytoremediation” was coined.

The term phytoremediation comes from the Greek word “plant” and from the Latin word “remedium”, which means healing. The term phytoremediation can be defined as the process of repairing a contaminated area using plants that are capable of removing or modifying a wide range of hazardous substances, and a range of organic and inorganic pollutants from soils, water (surface and underground) sediments, and the atmospheric air through physical, chemical, and biological processes of plants [31–36].

Phytoremediation is classified to the category of biological restoration technologies used by living organisms (such as plants, seaweeds, microalgae, bacteria, and fungi) as biodegraders of pollutants. It is commonly used in combination with other recovery technologies to improve the effectiveness of the recovery of infected areas. However, research has shown that it can also be used autonomously to rehabilitate soils and waters characterized by low or moderate levels of pollution [37–40]. This technology is suitable for infected areas that have been contaminated with more than one type of pollutant where the use of other conventional technologies is economically unsustainable [41].

More specifically, phytoremediation technology is an in situ restoration technique. For example, in the case of contaminated soils, excavation and soil transfer to another area is not required and restoration is performed on site. It is based on the collaboration or individual ability of genetically modified or non-genetically modified plants and soil microorganisms that function naturally as biodegraders of pollutants. Phytoremediation can remove organic and inorganic pollutants such as petroleum hydrocarbons, chlorinated solvents, pesticides, explosives, heavy metals, nutrients, and radionuclides [42–46].

In addition, it is worth mentioning a new application of phytoremediation for the restoration and improvement of soils burdened with high salinity concentrations. As is well known, salinity occurs in large parts of the world, which cover up to 20% of the total cultivated area. In the Mediterranean region alone, 80 million hectares of land are burdened with high salt concentrations [47–49]. The application of the phytoremediation technique in this case is based on the use of salinity-resistant plants, which, through their roots, can enhance the solubilization of soil  $\text{CaCO}_3$  by providing calcium ( $\text{Ca}^{2+}$ ) to replace  $\text{Na}^+$  at the cation exchange sites, resulting in its infiltration into the deeper layers of the soil [50–56].

Thus, although organic pollutants can be degraded either in plant tissue or with the help of soil microorganisms, heavy metals require either natural removal or immobilization. As a consequence, two distinct strategies have been developed for the phytoremediation of soils contaminated with heavy metals: phytoaccumulation and phytostabilization. The first method aims to remove the dirt using plants that have the genetic potential to absorb and accumulate the dirt in their tissues, whereas the second aims to immobilize soil contaminants using metal-resistant plants that have an extensive root system and can immobilize contaminants in the rhizosphere by providing soil cover and preventing corrosion by water and air [57].

### 3.3. Types of Phytoremediation

This technique involves a number of different methods that can lead to decomposition, removal (through accumulation or dispersion), or immobilization of the contaminant [58–64]:

- Decomposition (for destruction or conversion of organic pollutants);
- Rhizodegradation or enhanced rhizosphere biodegradation: enhances the biodegradation of pollutants by microorganisms in the rhizosphere;
- Phytodegradation: uptake of the pollutant and its metabolism in root, stem, or leaf tissues;
- Accumulation (for retention or removal of mainly metallic and organic pollutants);
- Phytoextraction or phytoaccumulation: uptake and accumulation of pollutant for disposal;
- Rhizofiltration: adsorption of the pollutant by the roots for retention and/or removal;
- Dispersion (to remove organic and/or inorganic pollutants into the atmosphere);

- Phytovolatilization: uptake and evaporation of pollutants;
- Immobilization (for retention of organic and/or inorganic pollutants);
- Phytostabilization: immobilization of the pollutant in the soil;
- Hydraulic Control: control of groundwater flow through the uptake of water by plants.

### 3.4. Advantages and Disadvantages

Phytoremediation technology is relatively inexpensive. Following the selection and planting of plants, the cost is usually related to harvesting and crop management (e.g., weed control, watering, fertilizing, pruning, fencing, etc.). The application of the method is simple; no specialized mechanical equipment is required and it functions as an autonomous system because the energy used for the growth of the plants is provided by the sun (solar energy). It is one of the most economically viable options compared to other conventional technologies currently in use, which usually require much higher investment capital, special mechanical equipment, large amounts of energy consumption (e.g., fuel), and skilled labor [65,66].

One of the most important advantages of this method (Table 1), apart from the low cost, is the enrichment of the soil with organic substances and microorganisms, which improve and protect the physicochemical and biological qualities of the soil and water [67,68]. Moreover, it protects the soil from corrosion that can be caused by wind and water. Phytoremediation can replace the use of fossil fuels for energy production, and be used for metal recycling because the combustion of plant biomass produces ash residues as a by-product, which contain metals that can be recovered after special treatment. Another important advantage is that it can reduce greenhouse gas emissions by storing large amounts of carbon in the soil and plants. When the biomass produced by the plants is collected and burned, no more CO<sub>2</sub> is introduced into the air than that originally assimilated by the plants during their growth.

**Table 1.** Advantages and disadvantages of phytoremediation [69–74].

Advantages	Disadvantages
Low cost. Minimum required nutrient and energy inputs.	Time consuming. Slow recovery rate can take up to 10 years.
More environmentally friendly than other conventional mechanical techniques.	Restricted to polluted areas with low to moderate levels of pollution.
It can be used to produce energy from the biomass of plants that is produced.	Low biomass production and small plant growth especially in the case of the use of super accumulators.
Metals can be recovered from plants in special facilities (phytomining).	Requires constant monitoring and beyond the end of completion of phytoremediation process the end of integration.
Enriches the soil with organic ingredients and microorganisms, improving soil quality.	Climatic or hydrological conditions may limit the rate of plant growth.
Protection of the soil from erosion and runoff that can be caused by wind and water.	The fate of metals in plant biomass is a matter of concern. Risk of introduction into the food chain.
Can be combined with other mechanical technologies for better restoration results.	The contaminated area is not available for sale or rent and grazing. Problems in economic development

In addition, phytoremediation can be used in areas designated as unsuitable for cultivation, as a tool for soil and water protection and biodiversity enrichment. However, one of its major drawbacks is the very slow pace of recovery. The restoration of a contaminated area requires up to 10 years. The area under rehabilitation is no longer available for



economic exploitation (e.g., sale, rent, grazing), which causes problems in the economic development of the region [66,69].

### 3.5. Phytoaccumulation or Phytoextraction

Phytoaccumulation or phytoextraction is a green technology that uses plants and their associated microorganisms to reduce the concentration of inorganic chemicals in contaminated soil in situ, to such an extent that the treated soil can be reused for agricultural or any other purpose. It is based on the use of suitable plant species that pick up the pollutants from the roots and then transport and accumulate them in the aboveground parts, with the final result of harvesting and proper disposal of the contaminated plant material [75–77].

Phytoaccumulation is applied for the removal of metals such as Ag, Cd, Co, Cr, Cu, Hg, Mn, Mo, Ni, Pb, and Zn; metalloids such as As and Se; radionuclides such as  $^{90}\text{Sr}$ ,  $^{137}\text{Cs}$ ,  $^{239}\text{Pu}$ ,  $^{234}\text{U}$ , and  $^{238}\text{U}$ ; and non-metallic components such as B. It is not applicable in the case of the removal of organic pollutants or nutrients because their accumulation is prevented due to metabolic breakdown or evaporation. However, some studies have shown accumulation of native organic compounds in certain plants [78,79].

Higher plants respond to stress from heavy metals based on two strategies: (1) avoidance, according to which plants have mechanisms through which they exclude heavy metals from the environment; and (2) tolerance, when the metals accumulate and detoxify in plant tissue [48,80,81]. Avoidance is the most commonly used stress management strategy. By comparison, the accumulation of metals takes place in certain species of plants that grow mainly in mineral soils and are therefore characterized as metal accumulators or mineral plants [49,81].

Brooks et al. [82] introduced the term hyperaccumulators to describe plants capable of accumulating more than  $1000\text{ }\mu\text{g Ni g}^{-1}$  in their dry aboveground biomass [83,84]. However, some heavy metals (such as cadmium) are more toxic than nickel, so this criterion may not apply to all metals [84]. Consequently, hyperaccumulators are defined as plants that accumulate minerals in their tissues at concentrations 100 times higher than those measured in non-accumulating plants, without developing any symptoms of toxicity [85–88]. Given that the levels of cadmium in the aboveground parts of non-accumulators are usually  $<1\text{ mg/kg}$ , in order for a plant to be classified as an hyperaccumulator of cadmium it must have  $\geq 100\text{ mg/kg}$  [88]. Therefore, as a criterion for the characterization of a plant as a hyperaccumulator of a metal, the percentage of metal concentrated in the dry aboveground tissue was accepted [84]; in order for a plant to be classified as an hyperaccumulator it must have concentrations of more than  $1000\text{ }\mu\text{g/g}$  (0.1%) of Pb, Co, Cu, Cr and Ni,  $10,000\text{ }\mu\text{g/g}$  (1%) of Zn, and  $100\text{ }\mu\text{g/g}$  (0.01%) of Cd in its dry surface biomass [86,89,90]. It must also accumulate larger amounts of metal in its aboveground parts than in its roots so the ratio of concentrations in the aboveground part to the root will exceed unity, unlike non-accumulators, which, when exposed to high concentrations of metals in the soil, accumulate metals in their roots [83,86–88,90,91].

### 3.6. Factors Influencing Phytoremediation Success

The effectiveness of phytoremediation is strongly influenced by factors related to soil properties and plant-specific characteristics. There have been many studies aiming to understand the specific qualities plants possess that render them able to withstand heavy metal exposure and even accumulate it in their tissues. Significantly, their innate ability to metabolically adapt in response to heavy metal stress (e.g., by controlling the expression rate of genes or the permeability of their membranes), makes certain genotypes better suited for phytoremediation applications [92]. In addition, there are some morphological characteristics that can advance phytoaccumulation of heavy metals; for instance, an extensive root system with good soil intrusion and large surface roots favors metal uptake [93]. The age of the plant also plays a role, as younger plants exposed to metal stress tend to be

more severely affected. Even in the case of using plant cuttings, the larger the pieces used, the more successful the survival rate (e.g., in poplars and willows) [94–97].

However, in addition to the proper selection of a plant species, the success of phytoextraction trials heavily depends on soil and environmental conditions in each case. Namely, the various factors affecting the solubility, mobility, and bioavailability of metals in soils also affect their uptake efficiency by plants [98].

As heavy metals are positively charged, they are attracted to the negative charges of soil and sediment's colloids, and to cells, small particles, and humic substances, resulting in the formation of various complexes (usually inorganic). Complex formation and binding to macromolecules differs depending on the metal in question as the affinities for other elements are diversified. Interestingly, dicots have more negatively charged sites, located in the cell walls, than monocots [99].

Soil pH, soil solution ionic strength, soil texture, organic matter and clay content, presence of Fe/Mn oxides, redox potential, and cation exchange capacity (CEC) are soil properties that play a major role in the aforementioned metal partitioning between liquid and solid phases, and their solubility and availability for plants [100–111].

High soil CEC equals high root surface CEC, which means there is a higher possibility of binding of the metals to the negative charges. However, under low pH, the release of hydrogen cations causes high competition with the metals for binding spots on the colloids. Due to the higher affinity of  $H^+$ , metals are subsequently released as they are being replaced, elevating the available fraction. The weathering of soil is also enhanced in acidic conditions [112].

Soil texture is a key factor affecting the bioavailability of metals. In fact, higher levels of contaminants are commonly measured in fine-textured soils because they have a large specific surface area and a large charge (higher CEC), and therefore bind larger amounts of metals in comparison with coarse-textured soils [112]. Similarly, higher organic matter content serves as an immobilization component, binding the metals firmly and for longer time periods.

The soil conditions can significantly affect the phytoremediation process, which also impacts the soils' physical properties [113]. Hajabbasi [114] note that a soil for phytoremediation should have properties (physical, chemical, and biological) that enhance plant growth rates as much as possible, by providing favorable environments for the established plants to develop and sustain high microbial activity. The remediation process is highly dependent on the soil–organisms–plant interactions [115], and thus on the soil's physical properties, such as texture, structural status, aeration, water conductivity, compaction, saturated hydraulic conductivity, and penetration resistance [116], and also on the soil's microenvironment (temperature, moisture, heat exchange). To preserve high remediation rates in many cases, it is suggested to improve the soils' physical properties through the addition of materials. It should be noted, however, that different materials can differently affect the soil properties, and/or the phytostabilization or the phytoextraction capacities. Miranda et al. [117] suggest that the use of sheep manure, gypsum, and polymer can increase saturated hydraulic conductivity and macroporosity in the superficial layer but reduce soil penetration resistance. To assist phytoremediation, Acuña et al. [118] found that chelating agents can increase microaggregate stability, but stated that the addition of fulvic acids decreases the available soil water when applied to lead-contaminated soils.

Soil salinity is a constricting value in phytoremediation as plants are water stressed and display very low uptake rates due to osmotic imbalance [94].

Soil temperature, in addition to atmospheric temperature and light, indirectly affect metal uptake by having an impact on plant growth [94]. The soil–plant interactions are complex and the soil properties should be acknowledged as a significant factor that must be carefully considered before the application of phytoremediation methods to contaminated soils.

Climate conditions can significantly affect metal contaminants' availability in soil and the absorption rates of the plants. In the Mediterranean climate, the adverse weather



conditions impact plants' growth [119], and therefore affect the phytoextraction rates of trace elements from contaminated soils [120]. The Mediterranean climate conditions are generally characterized by hot, dry summers and seasonally restricted rainfall [121,122], and have presented increasing aridity during recent decades compared to the past [123]. The particular regional climate characteristics [124] induce spatial and temporal variability in photosynthetic rates, and especially for plants used in phytoextraction [125]. Thus, plants using C<sub>4</sub> photosynthesis are more adapted compared to C<sub>3</sub> plants to the hot and dry Mediterranean environments, and can better cope with the frequent droughts occurring in the Mediterranean region. Those differences introduced by climate and weather conditions (mainly concerning temperature and water availability) can impact plants' ability to absorb metals from contaminated soils. Thus, plants used in phytoremediation should have stress tolerance to seasonal drought and heat, which are characteristics of the Mediterranean environment [126].

Furthermore, the rhizosphere's microbiome has been shown to affect the availability of metals and their uptake by plants. Plant-microbe-induced solubilization constitutes the most prominent means in which the microbial community assists metal uptake. Exudates of both plants and microbes in the rhizosphere act as metal-chelating agents (e.g., phytosiderophores, organic acids), facilitating the mobility and availability of heavy metals [94,98].

Finally, phytoremediation projects should aim at the extraction of a specific metal, in order to avoid interaction and competition with other metals present in the soil, which may hinder the essential purpose of the project [98].

#### 4. Plants and Phytoremediation

##### 4.1. Plant Selection Criteria for an Effective Phytoremediation

When plants are to be selected for a successful phytoremediation, certain criteria must be considered. The most important selection criterion is a high biomass production, which will provide high levels of metal ion removal [127]. Other criteria are: the levels of tolerance concerning the specific metal existing at the site; root characteristics and depth of the root zone; medium properties (agronomical practices enhancing phytoremediation, pH, addition of chelators, fertilizers, tolerance to water logging); and addition of chelating agent [128]. Having a good knowledge of these criteria is very important so that the overall performance by plant can be upgraded.

More than 582 plant species are able to accumulate environmental pollutants in approx. 0.2% of all angiosperms (trees, shrubs, grasses, and aquatic plants). Of these, 25% belong to the Brassicaceae family [129]. The ability to tolerate and hyperaccumulate is genetically inherited. Grasses, shrubs, and trees are equally preferred, due to their high growth rate, high adaptability to stress environments, and high biomass production. Good examples of plants having these qualities are Indian grass (*Sorghastrum nutans*) [130] and switchgrass (*Panicum virgatum*) [131]. Other crops such as *Thlaspi caerulescens*, *Ipomea alpine*, *Haumaniastrum robertii*, *Astragalus racemosus*, and *Sebertia acuminata* have very high bioaccumulation potential for Cd/Zn, Cu, Co, Se, and Ni, respectively [132].

Plants responsible for Ni accumulation belong mostly to the Brassicaceae family and, specifically, to the genii *Thlaspi* and *Alyssum*. Plants belonging to the Crassulaceae family are used for Zn accumulation and other plants suitable for Se absorption are found in the Fabaceae, Asteraceae, Rubiaceae and Brassicaceae families. Finally, the Solanaceae present a number of Cd hyperaccumulators [2,133].

Regarding land decontamination, tree species can also be used. Some of these species are: willow (*Salix* sp.), poplar (*Populus* sp.), eucalyptus (*Eucalyptus* sp.), beech (*Fagus* sp.), maple (*Acer* sp.), birch (*Betula* sp.), spruce, pine, fir, larch, and hemlock, because of their fast growth rate and their capability to regrow. Willow and poplar are able to accumulate high concentration levels of Cd and Zn [134]. Some examples of important hyperaccumulators are presented in Table 2.

**Table 2.** Examples of plant species as hyper accumulators.

Heavy Metals	Plants	Bioaccumulation (mg or mg kg <sup>-1</sup> Dry Weight of Plant Tissue)
Cadmium (Cd)	<i>Noccaea caerulescens</i>	80 mg kg <sup>-1</sup> [135]
	<i>Arabidopsis halleri</i>	>100 µg kg <sup>-1</sup> [136]
	<i>Myriophyllum heterophyllum</i>	21.46 µg kg <sup>-1</sup> [137]
	<i>Potamogeton crispus</i>	49.09 µg g <sup>-1</sup> [137]
	<i>Atriplex halimus</i>	57.66 mg kg <sup>-1</sup> [138]
	<i>Helichrysum stoechas</i>	5.89 mg kg <sup>-1</sup> [138]
	<i>Dittrichia viscosa</i>	5.4 mg kg <sup>-1</sup> [138]
	<i>Limonium cossonianum</i>	3.94 mg kg <sup>-1</sup> [138]
	<i>Piptatherum miliaceum</i>	3.15 mg kg <sup>-1</sup> [138]
	<i>Lygeum spartum</i>	3.36 mg kg <sup>-1</sup> [138]
Nickel (Ni)	<i>Alyssoides utriculata</i>	>1000 mg kg <sup>-1</sup> (serpentine soils) [139] 39.7–366 mg kg <sup>-1</sup> (non-serpentine soils) [139]
	<i>Brassica juncea</i>	3916 mg kg <sup>-1</sup> [140]
	<i>Alyssum serpyllifolium</i> subsp. <i>Lusitanicum</i>	38,105 mg kg <sup>-1</sup> [140]
	<i>Bromus hordeaceus</i>	1467 mg kg <sup>-1</sup> [141]
	<i>Linaria spartea</i>	492 mg kg <sup>-1</sup> [141]
	<i>Cupressus sempervirens</i>	4.74 mg kg <sup>-1</sup> [142]
	<i>Eucalyptus citriodora</i>	4.67 mg kg <sup>-1</sup> [142]
Arsenic (As)	<i>Pteris vittata</i>	23,000 µg g <sup>-1</sup> [143]
	<i>Pteris vittata</i>	>1000 µg g <sup>-1</sup> [144]
	<i>Populus nigra</i>	22,000 mg g <sup>-1</sup> [145]
Chromium (Cr)	<i>Zea mays</i>	2538 mg kg <sup>-1</sup> [146]
	<i>Linaria spartea</i>	707 mg kg <sup>-1</sup> [147]
	<i>Phragmites australis</i>	4825 mg kg <sup>-1</sup> [147]
	<i>Ulmus procera</i>	173 mg kg <sup>-1</sup> [141]
	<i>Alyssum serpyllifolium</i>	130 mg kg <sup>-1</sup> [141]
Copper (Cu)	<i>Brassica oleracea</i>	8.34 mg kg <sup>-1</sup> [145]
	<i>Eucalyptus camaldulensis</i>	37.23 mg kg <sup>-1</sup> [142]
	<i>Eucalyptus citriodora</i>	36.16 mg kg <sup>-1</sup> [142]
Zinc (Zn)	<i>Brassica oleracea</i>	381 mg kg <sup>-1</sup> [148]
	<i>Sedum alfredii</i>	13,799 mg kg <sup>-1</sup> [149]
	<i>Noccaea caerulescens</i>	19,410 mg kg <sup>-1</sup> [141]
	<i>Matricaria chamomilla</i>	271 mg kg <sup>-1</sup> [150,151]
	<i>Verbascum phrygium</i>	17,044.54 mg kg <sup>-1</sup> in roots [152]
	<i>Eucalyptus camaldulensis</i>	295.66 mg kg <sup>-1</sup> [142]
	<i>Eucalyptus citriodora</i>	299.37 mg kg <sup>-1</sup> [142]
Manganese (Mn)	<i>Hibiscus sabdariffa</i>	243 mg kg <sup>-1</sup> [153]
	<i>Viotia neurophylla</i>	>10,000 µg g <sup>-1</sup> [154]
	<i>Eucalyptus camaldulensis</i>	825.38 mg kg <sup>-1</sup> [143]
	<i>Pinus halepensis</i>	801.43 mg kg <sup>-1</sup> [148]
Uranium (U)	<i>Helichrysum stoechas</i>	4.91 mg kg <sup>-1</sup> [141]
	<i>Hypochaeris radicata</i>	4.07 mg kg <sup>-1</sup> [141]
Cobalt (Co)	<i>Alyssum serpyllifolium</i>	145 mg kg <sup>-1</sup> [141]
	<i>Linaria spartea</i>	63.2 mg kg <sup>-1</sup> [14,18]
Lead (Pb)	<i>Brassica juncea</i>	112 mg g <sup>-1</sup> [145]
	<i>Helianthus annuus</i>	60 mg g <sup>-1</sup> [145]
	<i>Nicotiana tabacum</i>	25 mg g <sup>-1</sup> [145]
	<i>Cistus salvifolius</i>	548 mg kg <sup>-1</sup> [141]
	<i>Lonicera periclymenum</i>	318 mg kg <sup>-1</sup> [141]
	<i>Eucalyptus camaldulensis</i>	30.30 mg kg <sup>-1</sup> [142]

#### 4.2. Non-Native, Native, and Endemic Plant Species in the Phytoremediation

In certain cases, authors have suggested the use of non-native species due to the existence of physiological characteristics that allow them to grow under exceptional conditions. Even so, experience has shown that the use of alien plants can result in serious problems after their planting. Although non-native plants exhibit rapid growth and fast habituation, they can become invasive and their proliferation can cause extensive and unpredictable damage, leading to great cost. For example, *Eichornia crassipes* is a quite prolific accumulator of nickel (Ni), accumulating up to 6000 mg kg<sup>-1</sup> [155]. However, its services for phytoremediation cannot be exploited in the Mediterranean countries that are part of the European Union because, under Regulation No. 1143/2014, the breeding and transport of *E. crassipes* within the Union has been banned because of its invasive nature [156]. Moreover, two alien plant species (*Chromolaena odorata* and *Bidens pilosa*) are also recognized as hyperaccumulators for the phytoremediation of hazardous heavy metal i.e., cadmium. Therefore, there should be a thorough and integrated selection of plants suitable for phytoremediation that should stabilize the use of local seedbanks and native plant communities with phytoremediation goals [157].

Native plants demand less attention, are generally well-acclimatized, and, of course, do not present legal problems concerning their seed availability and transport. Mostly due to these reasons, scientists have increased their preliminary assessment of using native plant collection for phytostabilization in protected areas [157]. The possibility of preparing improvised blends of vegetation with phytoremediation properties creates a potential opening in the commercial market. However, because invasive species are already present or situated nearby, this project is dubious and perhaps disputable. The nature of the species itself poses a dilemma because there must be a choice between the prioritization of biodiversity management in a protected area and the application of ecological solutions regarding pollution [158]. A good example is the case of *Artiplex halimus*, a xerohalophyte with a high tolerance to metal and metalloid elements that is used as an ornamental plant, is potentially eligible for use in phytoremediation, and is associated with polluted sites in the National Park of Calanques in France. Nevertheless, results from this study [158,159] showed that the potential for extensive dissemination of *A. halimus* by seed germination affects only the surrounding soils, which indicates that the maintenance of invasive populations may be a feasible option in order to discourage/prevent pollutant transfers.

The significance of endemic plant species regarding phytoremediation should also be noted, in addition to the importance of their conservation. As an area of significant biodiversity, the Mediterranean basin features 15,000–25,000 plant species, with the endemism percentage being as high as 60% [19]. An excellent example of an endemic bio-accumulators is *Alyssum serpyllifolium* subsp. *Lusitanicum*, which is an endemic plant that is widespread in Portugal [144] and is able to concentrate up to 38,105 mg Ni/kg DW in its above-ground tissues [141]. *Verbascum phrygium*, another example of an endemic bio-accumulator in the Mediterranean basin, only grows in parts of Asia Minor. It has been found to be a quite efficient bio-accumulator of zinc (Zn), with its roots able to withhold up to 17,044.54 mg kg<sup>-1</sup> DW [133]. However, due to attributes such as restricted distribution and population size, and the need for rather specific ecological and environmental conditions (with habitats being subjected to human-induced degradation), endemic plants are often faced with the danger of extinction, with raised awareness of the matter being noted in recent years [143,160].

#### 5. Socio-Economic Assessment of Phytoremediation

Phytoremediation is presented as an effective social, economic, and environmental policy option for the remediation of contaminated sites. Although developed countries have a coherent policy framework regarding phytoremediation, there is a lack of relevant frameworks in developing countries [161]. Therefore, this undermines the spillover socio-economic effects that phytoremediation projects may bring. From the recent research, it can be concluded that phytoremediation can be promoted as a policy option and practice.

Recent research on phytoremediation has focused on the environmental benefits these projects can create. Nevertheless, a comprehensive socio-economic assessment is present in some cases and highlights the importance of such interventions. One research group carried out a Life Cycle Assessment (LCA) of existing projects in developed countries. O'Connor et al. [162] assessed the phytoremediation (eucalyptus) of a brownfield redevelopment in San Francisco Bay, US. Primary (vapor intrusion, surface water) and secondary (human health, ecosystems, resources, economic cost) environmental impacts under two scenarios (no action, phytoremediation) were assessed. Primary impacts were minor in comparison to the secondary impacts arising from the remediation intervention. Under the phytoremediation scenario, the project resulted in a human health and ecosystems "benefit". This was mainly due to carbon storage associated with the trees and subsequent wood products. Furthermore, the cost of phytoremediation was estimated at USD 300,000. Additionally, Witters et al. [163] conducted an LCA of a remediation project in the Campine region, Flanders Belgium. The remediation project used energy plants (willow—*Salix* spp., energy maize—*Zea mays*, and rapeseed—*Brassica napus*) and parameters such as energy use and production, and CO<sub>2</sub> emissions and abatement, were researched. The external benefit of CO<sub>2</sub> abatement ranged between EUR 55 and 50/hectare. Witters et al. [163] conclude that this assessment can contribute to promoting the positive effects of phytoremediation compared to conventional remediation technologies. Vigil et al. [164] assessed a phytoremediation project with *Morus alba*, an herbaceous pasture plant in Asturias, Spain. Two scenarios (phytoremediation with biomass energy conversion and phytoremediation with biomass disposal) were developed. Vigil et al. [164] underlined the importance of phytoremediation projects and the further use of the plants for other purposes. Contaminated land was remediated by phytoremediation, while in the biomass conversion to energy (in this case, synthetic natural gas), fossil fuel depletion was avoided and the metal-rich biomass was efficiently managed. The comparison of two scenarios emphasizes that sustainability of the project is jeopardized when the biomass is not further employed for other purposes [164].

Interesting insights are also offered by Wan et al. [165]. A cost-benefit analysis was carried out in Huanjiang Maonan autonomous county, China. The phytoremediation project employed the intercropping system of *Pteris vittate*, *Sedum alfredii*, sugar cane, and the mulberry tree, and parameters such as costs (initial and operating) and benefits (sale of sugar cane and mulberries, value of land) were investigated. Initial capital was estimated at USD 34,684.5/hm<sup>2</sup> and operational costs (two years) were USD 40,690.7/hm<sup>2</sup>. Benefits accrued during (sugar cane USD 4663.2/hm<sup>2</sup> and mulberry tree USD 2319/hm<sup>2</sup>) and after remediation (ecosystem service function USD 1015/hm<sup>2</sup>, decrease in human income loss USD 11,619.1/hm<sup>2</sup> and agricultural products producing function per year USD 8241/hm<sup>2</sup>/y). In general, project costs may be offset in less than seven years (much earlier than other solutions), whereas heavy metal concentrations in the soil decreased to levels below the Chinese national standards [165]. In addition, Sheoran et al. [166] conducted an assessment of gold phytomining, i.e., extracting gold from soil substrates by harvesting specially selected hyperaccumulating plants, on a global level. Species (endemic or native) that are hardy and withstand extreme weather conditions (temperature, water stress, and salinity) were researched and specific parameters (metal content of the plant, biomass production per year, and if the energy of combustion of the biomass can be recovered and sold) were investigated. The break-even point of substrate concentration was predicted to be 0.27 mg/kg for profit above USD 5000 and 0.55 mg/kg for that above USD 10,000. It was concluded that this practice can be improved by the discovery of fast-growing plants with high biomass and the ability to accumulate high concentrations of gold. This method can also be seen as an alternative green approach to the environmentally sensitive and energy intensive practice of mining [166].

In general, this brief review of existing literature on the socio-economic aspects of phytoremediation projects clearly shows the need for further research in these aspects. Factors such as costs and benefits of each phytoremediation project should be more thoroughly

investigated. However, indirect socio-economic benefits such as CO<sub>2</sub> abatement should not be underrated and their economic value should be estimated. Additional parameters that should be taken into consideration are the creation of direct/indirect jobs and the positive effect on the income of the local population.

## 6. Conclusions

The pollution caused by heavy metals is an issue of great concern regarding agriculture and food health because of the metals' toxic effects and rapid accumulation in the environment. There are various techniques to limit or reduce heavy metals' accumulation, thus enabling the reuse of contaminated soils. Phytoremediation is considered to be a promising technique for the cleansing of soils polluted by heavy metals, and has good public acceptance. Furthermore, phytoremediation has more advantages than other physiochemical techniques. The use of hyperaccumulators is the most direct approach yielding positive results and, luckily, hundreds of hyperaccumulators have been identified to date. However, phytoremediation with these natural hyperaccumulators has some drawbacks. In particular, it is a time-consuming method because the process of soil cleansing takes a long time even for a moderately contaminated site.

In certain cases, specialists suggest the use of non-native species due to the existence of physiological characteristics that allow them to grow under exceptional conditions. However, these species may exhibit invasive behavior because they can affect the environmental and ecological dynamics of the ecosystem into which they are introduced. For this reason, native plants are used more often because they are generally well-acclimatized, maintain the ecological balance of the environment, and do not present legal problems concerning their seed availability and transport. It is essential to mention the significance of endemic plant species regarding phytoremediation and the importance of their conservation. Furthermore, phytoremediation is a sustainable option for developing countries that are affected by economic crises and thus cannot afford technologically sophisticated solutions for their populations.

Future studies should explore the bioaccumulating abilities of endemic flora because such plant species, which are of great importance to environmental sustainability, may be prioritized for systematic conservation efforts.

**Author Contributions:** Conceptualization, A.D.S.; methodology, A.D.S., R.G. and C.G.; formal analysis, A.D.S., R.G., M.P. and G.M.; investigation, resources, A.D.S., R.G., N.P., M.P., P.K., C.G., G.M. and A.K.; data curation, A.D.S., R.G., M.P. and G.M.; writing—original draft preparation, A.D.S., R.G., N.P., M.P., P.K., C.G. and G.M.; writing—review and editing, A.D.S., N.P., R.G. and A.K.; visualization, A.D.S.; supervision, A.D.S. All authors have read and agreed to the published version of the manuscript.

**Funding:** This research received no external funding.

**Institutional Review Board Statement:** Not applicable.

**Informed Consent Statement:** Not applicable.

**Data Availability Statement:** Data available on request due to privacy restrictions.

**Acknowledgments:** The authors wish to thank all researchers who had articles published with regard to the utilizing Mediterranean plants to remove contaminants from the environment.

**Conflicts of Interest:** The authors declare no conflict of interest.



## References

1. Qin, G.; Niu, Z.; Yu, J.; Li, Z.; Ma, J.; Xiang, P. Soil Heavy Metal Pollution and Food Safety in China: Effects, Sources and Removing Technology. *Chemosphere* **2021**, *267*, 129205. [\[CrossRef\]](#) [\[PubMed\]](#)
2. Charvalas, G.; Solomou, A.D.; Giannoulis, K.D.; Skoufogianni, E.; Bartzialis, D.; Emmanouil, C.; Danalatos, N.G. Determination of Heavy Metals in the Territory of Contaminated Areas of Greece and Their Restoration through Hyperaccumulators. *Environ. Sci. Pollut. Res.* **2021**, *28*, 3858–3863. [\[CrossRef\]](#) [\[PubMed\]](#)
3. Ranieri, E.; Moustakas, K.; Barbaferi, M.; Ranieri, A.C.; Herrera-Melián, J.A.; Petrella, A.; Tommasi, F. Phytoextraction Technologies for Mercury-and Chromium-Contaminated Soil: A Review. *J. Chem. Technol. Biotechnol.* **2020**, *95*, 317–327. [\[CrossRef\]](#)
4. Arthur, E.L.; Rice, P.J.; Rice, P.J.; Anderson, T.A.; Baladi, S.M.; Henderson, K.L.; Coats, J.R. Phytoremediation—An Overview. *Crit. Rev. Plant Sci.* **2005**, *24*, 109–122. [\[CrossRef\]](#)
5. Angle, J.S.; Chaney, R.L.; Baker, A.J.M.; Li, Y.; Reeves, R.; Volk, V.; Roseberg, R.; Brewer, E.; Burke, S.; Nelkin, J. Developing Commercial Phytoextraction Technologies: Practical Considerations. *S. Afr. J. Sci.* **2001**, *97*, 619–623.
6. Ali, A.; Guo, D.; Mahar, A.; Ping, W.; Wahid, F.; Shen, F.; Li, R.; Zhang, Z. Phytoextraction and the Economic Perspective of Phytomining of Heavy Metals. *Solid Earth Discuss.* **2017**, *6*, 1–40.
7. Murtaza, G.; Murtaza, B.; Niazi, N.K.; Sabir, M. Soil Contaminants: Sources, Effects, and Approaches for Remediation. In *Improvement of Crops in the Era of Climatic Changes*; Ahmad, P., Wani, M.R., Azooz, M.M., Tran, L.-S.P., Eds.; Springer: New York, NY, USA, 2014; pp. 171–196.
8. Panagos, P.; Van Liedekerke, M.; Yigini, Y.; Montanarella, L. Contaminated Sites in Europe: Review of the Current Situation Based on Data Collected through a European Network. *J. Environ. Public Health* **2013**, *2013*, 158764. [\[CrossRef\]](#)
9. Peris, M.; Recatalá, L.; Micó, C.; Sánchez, R.; Sánchez, J. Increasing the Knowledge of Heavy Metal Contents and Sources in Agricultural Soils of the European Mediterranean Region. *Water Air Soil Pollut.* **2008**, *192*, 25–37. [\[CrossRef\]](#)
10. Barkett, M.O.; Akün, E. Heavy Metal Contents of Contaminated Soils and Ecological Risk Assessment in Abandoned Copper Mine Harbor in Yedidalga, Northern Cyprus. *Environ. Earth Sci.* **2018**, *77*, 1–14. [\[CrossRef\]](#)
11. Moreira, H.; Marques, A.P.; Rangel, A.O.; Castro, P.M. Heavy Metal Accumulation in Plant Species Indigenous to a Contaminated Portuguese Site: Prospects for Phytoremediation. *Water, Air Soil Pollut.* **2011**, *221*, 377–389. [\[CrossRef\]](#)
12. Brunetti, G.; Farrag, K.; Rovira, P.S.; Nigro, F.; Senesi, N. Greenhouse and Field Studies on Cr, Cu, Pb and Zn Phytoextraction by Brassica Napus from Contaminated Soils in the Apulia Region, Southern Italy. *Geoderma* **2011**, *160*, 517–523. [\[CrossRef\]](#)
13. Andreu, V.; Gimeno-García, E. Total Content and Extractable Fraction of Cadmium, Cobalt, Copper, Nickel, Lead, and Zinc in Calcareous Orchard Soils. *Commun Soil Sci. Plant* **1996**, *27*, 2633–2648. [\[CrossRef\]](#)
14. Mendoza, M.P.; Llopis, C.M.; Sánchez, J.; Boix, L.R. Heavy Metal Content of Agricultural Soils in a Mediterranean Semiarid Area: The Segura River Valley (Alicante, Spain). *Span. J. Agric. Res.* **2006**, *4*, 363–372.
15. Akün, M.E. Heavy Metal Contamination and Remediation of Water and Soil with Case Studies From Cyprus. In *Heavy Metal Toxicity in Public Health*; Nduka, J.K., Rashed, M.N., Eds.; IntechOpen: London, UK, 2020.
16. Wang, L.; Hou, D.; Shen, Z.; Zhu, J.; Jia, X.; Ok, Y.S.; Tack, F.M.; Rinklebe, J. Field Trials of Phytomining and Phytoremediation: A Critical Review of Influencing Factors and Effects of Additives. *Crit. Rev. Environ. Sci. Technol.* **2020**, *50*, 2724–2774. [\[CrossRef\]](#)
17. Cowling, R.M.; Rundel, P.W.; Lamont, B.B.; Arroyo, M.K.; Arianoutsou, M. Plant Diversity in Mediterranean-Climate Regions. *Trends Ecol. Evol.* **1996**, *11*, 362–366. [\[CrossRef\]](#)
18. Reeves, R.D.; van der Ent, A.; Echevarria, G.; Isnard, S.; Baker, A.J. Global Distribution and Ecology of Hyperaccumulator Plants. In *Agromining: Farming for Metals*; Springer: Berlin/Heidelberg, Germany, 2021; pp. 133–154.
19. Solomou, A.D.; Sfougaris, A. Contribution of Agro-Environmental Factors to Yield and Plant Diversity of Olive Grove Ecosystems (*Olea Europaea* L.) in the Mediterranean Landscape. *Agronomy* **2021**, *11*, 161. [\[CrossRef\]](#)
20. Solomou, A.; Sfougaris, A. Comparing Conventional and Organic Olive Groves in Central Greece: Plant and Bird Diversity and Abundance. *Renew. Agric. Food Syst.* **2011**, *26*, 297–316. [\[CrossRef\]](#)
21. Plexida, S.; Solomou, A.; Poirazidis, K.; Sfougaris, A. Factors Affecting Biodiversity in Agrosylvopastoral Ecosystems with in the Mediterranean Basin: A Systematic Review. *J. Arid. Environ.* **2018**, *151*, 125–133. [\[CrossRef\]](#)
22. Heilmeier, H.; Wiche, O. The PCA of Phytomining: Principles, Challenges and Achievements. *Carpathian J. Earth Environ. Sci.* **2020**, *15*, 37–42. [\[CrossRef\]](#)
23. Moher, D.; Liberati, A.; Tetzlaff, J.; Altman, D.G.; Group, P. Preferred Reporting Items for Systematic Reviews and Meta-Analyses: The PRISMA Statement. *PLoS Med.* **2009**, *6*, e1000097. [\[CrossRef\]](#)
24. Wang, X.C.; Yan, W.D.; An, Z.; Lu, Q.; Shi, W.M.; Cao, Z.H.; Wong, M.H. Status of Trace Elements in Paddy Soil and Sediment in Taihu Lake Region. *Chemosphere* **2003**, *50*, 707–710. [\[CrossRef\]](#)
25. Macnair, M.R. The Hyperaccumulation of Metals by Plants. *Adv Bot Res* **2003**, *40*, 63–105.
26. Baumann, A. Das Verhalten von Zinksätzen gegen Pflanzen und im Boden. *Landwirtsch. Vers.-Statn* **1885**, *31*, 1–53.
27. Salt, D.E.; Smith, R.D.; Raskin, I. Phytoremediation. *Annu. Rev. Plant Biol.* **1998**, *49*, 643–668. [\[CrossRef\]](#)
28. Lasat, M.M. *The Use of Plants for the Removal of Toxic Metals from Contaminated Soils*; US Environmental Protection Agency: Wasington, DC, USA, 2000.
29. Brown, K.S. The green clean. *BioScience* **1995**, *45*, 579–582. [\[CrossRef\]](#)
30. Ouyang, Y. Phytoremediation: Modeling Plant Uptake and Contaminant Transport in the Soil–Plant–Atmosphere Continuum. *J. Hydrol.* **2002**, *266*, 66–82. [\[CrossRef\]](#)

31. Pilon-Smits, E.A.; Freeman, J.L. Environmental Cleanup Using Plants: Biotechnological Advances and Ecological Considerations. *Front. Ecol. Environ.* **2006**, *4*, 203–210.
32. Garbisu, C.; Alkorta, I. Phytoextraction: A Cost-Effective Plant-Based Technology for the Removal of Metals from the Environment. *Bioresour. Technol.* **2001**, *77*, 229–236. [[CrossRef](#)]
33. Ghori, Z.; Iftikhar, H.; Bhatti, M.F.; Sharma, I.; Kazi, A.G.; Ahmad, P. Phytoextraction: The Use of Plants to Remove Heavy Metals from Soil. In *Plant Metal Interaction*; Elsevier: Amsterdam, The Netherlands, 2016; pp. 385–409.
34. Jabeen, R.; Ahmad, A.; Iqbal, M. Phyto remediation of Heavy Metals: Physiological and Molecular Mechanisms. *Bot. Rev.* **2009**, *75*, 339–364. [[CrossRef](#)]
35. Ramachandra, T.V.; Ahalya, N. Phyto remediation: Processes and mechanisms. *J. Ecobiol.* **2014**, *18*, 33–38.
36. Baker, A.J.; McGrath, S.P.; Reeves, R.D.; Smith, J.A.C. Metal Hyperaccumulator Plants: A Review of the Ecology and Physiology of a Biological Resource for Phyto remediation of Metal-Polluted Soils. In *Phyto remediation of Contaminated Soil and Water*; Taylor & Francis: Abingdon, UK, 2020; pp. 85–107.
37. Ahemad, M. Phosphate-solubilizing bacteria-assisted phyto remediation of metalliferous soils: A review. *Biotech* **2015**, *5*, 111–121. [[CrossRef](#)] [[PubMed](#)]
38. Vacheron, J.; Desbrosses, G.; Bouffaud, M.L.; Touraine, B.; Moënné-Loccoz, Y.; Muller, D.; Legendre, L.; Wisniewski-Dyé, F.; Combaret, C.P. Plant growth promoting rhizobacteria and root system functioning. *Front. Plant Sci.* **2013**, *4*, 1–19. [[CrossRef](#)] [[PubMed](#)]
39. Alprol, A.E.; Heneash, A.M.; Ashour, M.; Abualnaja, K.M.; Alhashmialameer, D.; Mansour, A.T.; Abomohra, A.E.F. Potential Applications of *Arthrospira platensis* Lipid-Free Biomass in Bioremediation of Organic Dye from Industrial Textile Effluents and Its Influence on Marine Rotifer (*Brachionus plicatilis*). *Materials* **2021**, *14*, 4446. [[CrossRef](#)] [[PubMed](#)]
40. Ashour, M.; Alprol, A.E.; Heneash, A.M.; Saleh, H.; Abualnaja, K.M.; Alhashmialameer, D.; Mansour, A.T. Ammonia Bioremediation from Aquaculture Wastewater Effluents Using *Arthrospira platensis* NIOF17/003: Impact of Biodiesel Residue and Potential of Ammonia-Loaded Biomass as Rotifer Feed. *Materials* **2021**, *14*, 5460. [[CrossRef](#)]
41. Sharma, P.; Pandey, S. Status of Phyto remediation in World Scenario. *Int. J. Environ. Bioremediat. Biodegrad.* **2014**, *2*, 178–191.
42. Bollag, J.M. Interactions of Soil Components and Microorganisms and Their Effects on Soil Remediation. *J. Soil Sci. Plant Nutr.* **2008**, *8*, 28–32. [[CrossRef](#)]
43. Lee, J.H. An Overview of Phyto remediation as a Potentially Promising Technology for Environmental Pollution Control. *Biotechnol. Bioproc. E.* **2013**, *18*, 431–439. [[CrossRef](#)]
44. Liu, L.; Li, W.; Song, W.; Guo, M. Remediation Techniques for Heavy Metal-Contaminated Soils: Principles and Applicability. *Sci. Total Environ.* **2018**, *633*, 206–219. [[CrossRef](#)]
45. Mahar, A.; Wang, P.; Ali, A.; Awasthi, M.K.; Lahori, A.H.; Wang, Q.; Zhang, Z. Challenges and opportunities in the phyto remediation of heavy metals contaminated soils: A review. *Ecotoxicol. Environ. Saf.* **2016**, *126*, 111–121. [[CrossRef](#)]
46. Sao, K.; Khan, F.; Pandey, P.K.; Pandey, M. A review on heavy metals uptake by plants through biosorption. *Int. J. Econ. Dev. Res. Investig.* **2014**, *75*, 78.
47. Choukr-Allah, R. The potential of salt-tolerant plants for utilization of saline water. *CIHEAM-IAMB* **1997**, *31*, 313–325.
48. Qadir, M.; Boers, T.M.; Schubert, S.; Ghafoor, A.; Murtaza, G. Agricultural water management in water-starved countries: Challenges and opportunities. *Agr. Water Manag.* **2003**, *62*, 165–185. [[CrossRef](#)]
49. Rasool, S.; Hameed, A.; Azooz, M.M.; Siddiqi, T.O.; Ahmad, P. Salt Stress: Causes, Types and Responses of Plants. In *Ecophysiology and Responses of Plants under Salt Stress*; Ahmad, P., Prasad, M.N.V., Azooz, M.M., Eds.; Springer: New York, NY, USA, 2013; pp. 1–497.
50. Qadir, M.; Qureshi, R.H.; Ahmad, N. Reclamation of a saline-sodic soil by gypsum and *Leptochloa fusca*. *Geoderma* **1996**, *74*, 207–217. [[CrossRef](#)]
51. Batra, L.; Kumar, A.; Manna, M.C.; Chhabra, R. Microbial and chemical amelioration of alkane soil by growing karnal grass and gypsum application. *Expl. Agric.* **1997**, *33*, 389–397. [[CrossRef](#)]
52. Qadir, M.; Schubert, S.; Ghafoor, A.; Murtaza, G. Amelioration strategies for sodic soils: A review. *Land Degrad. Dev.* **2001**, *12*, 357–386. [[CrossRef](#)]
53. Qadir, M.; Schubert, S. Degradation processes and nutrient constraints in sodic soils. *Land Degrad. Dev.* **2002**, *13*, 275–294. [[CrossRef](#)]
54. Qadir, M.; Oster, J.D. Crop and irrigation management strategies for saline-sodic soils and waters aimed at environmentally sustainable agriculture. *Sci. Total Environ.* **2004**, *323*, 1–19. [[CrossRef](#)]
55. Qadir, M.; Schubert, S.; Steffens, D. Phytotoxic substances in soils. In *Encyclopedia of Soils in the Environment*; Hillel, D., Ed.; Elsevier: Oxford, UK, 2005; pp. 216–222.
56. Barton, J.W.; Klasson, K.T.; Koran, L.J., Jr.; Davison, B.H. Microbial removal of alkanes from dilute gaseous waste streams: Kinetics and mass transfer considerations. *Biotechnol. Prog.* **1997**, *13*, 814–821. [[CrossRef](#)]
57. Krämer, U. Phyto remediation: Novel approaches to cleaning up polluted soils. *Curr. Opin. Biotechnol.* **2005**, *16*, 133–141. [[CrossRef](#)]
58. Dietz, A.C.; Schnoor, J.L. Advances in phyto remediation. *Environ. Health Perspect.* **2001**, *109*, 163–168.
59. Schwitzguébel, J.P. Hype or Hope: The Potential of Phyto remediation as an Emerging Green Technology. *Remed. J.* **2001**, *11*, 63–78. [[CrossRef](#)]

60. Pulford, I.D.; Watson, C. Phytoremediation of heavy metal-contaminated land by trees—A review. *Environ. Int.* **2003**, *29*, 529–540. [CrossRef]
61. Morikawa, H.; Erkin, Ö.C. Basic processes in phytoremediation and some applications to air pollution control. *Chemosphere* **2003**, *52*, 1553–1558. [CrossRef]
62. Ghosh, M.; Singh, S.P. A review on phytoremediation of five heavy metals and utilization of its byproducts. *Appl. Ecol. Environ. Res.* **2005**, *3*, 1–18. [CrossRef]
63. Khan, A.G. Role of soil microbes in the rhizospheres of plants growing on trace metal contaminated soils in phytoremediation. *J. Trace. Elem. Med. Biol.* **2005**, *18*, 355–364. [CrossRef]
64. Gardea-Torresdey, J.L.; Peralta-Videa, J.R.; de la Rosa, G.; Parsons, J.G. Phytoremediation of heavy metals and study of the metal coordination by X-ray adsorption spectroscopy. *Coord. Chem. Rev.* **2005**, *249*, 1797–1810. [CrossRef]
65. Jakovljević, T.; Radojčić-Redovniković, I.; Laslo, A. Phytoremediation of Heavy Metals: Applications and Experiences in Croatia Abstract. *Zaštita Materijala* **2016**, *57*, 496–501. [CrossRef]
66. Peuke, A.D.; Rennenberg, H. Phytoremediation. *EMBO* **2005**, *6*, 497–501. Available online: <https://doi.org/10.1038/sj.embor.7400445> (accessed on 12 December 2021).
67. Gong, Y.; Zhao, D.; Wang, Q. An Overview of Field-Scale Studies on Remediation of Soil Contaminated with Heavy Metals and Metalloids: Technical Progress over the Last Decade. *Water Res.* **2018**, *147*, 440–460. [CrossRef]
68. Jacob, J.M.; Karthik, C.; Saratale, R.G.; Kumar, S.S.; Prabakar, D.; Kadirvelu, K.; Pugazhendhi, A. Biological Approaches to Tackle Heavy Metal Pollution: A Survey of Literature. *J. Environ. Manag.* **2018**, *217*, 56–70. [CrossRef]
69. Azubuike, C.C.; Chikere, C.B.; Okpokwasili, G.C. Bioremediation Techniques—Classification Based on Site of Application: Principles, Advantages, Limitations and Prospects. *World J. Microbiol. Biotechnol.* **2016**, *32*, 1–18. [CrossRef]
70. Abhilash, P.C.; Powell, J.R.; Singh, H.B.; Singh, B.K. Plant–Microbe Interactions: Novel Applications for Exploitation in Multipurpose Remediation Technologies. *Trends Biotechnol.* **2012**, *30*, 416–420. [CrossRef] [PubMed]
71. Palutoglu, M.; Akgul, B.; Suyarko, V.; Yakovenko, M.; Kryuchenko, N.; Sasmaz, A. Phytoremediation of Cadmium by Native Plants Grown on Mining Soil. *Bull. Environ. Contam. Toxicol.* **2018**, *100*, 293–297. [CrossRef] [PubMed]
72. Laghlimi, M.; Baghdad, B.; El Hadi, H.; Bouabdli, A. Phytoremediation Mechanisms of Heavy Metal Contaminated Soils: A Review. *Open J. Ecol.* **2015**, *5*, 375. [CrossRef]
73. Tahir, U.; Yasmin, A.; Khan, U.H. Phytoremediation: Potential Flora for Synthetic Dye stuff Metabolism. *J. King. Saud. Univ. Sci.* **2016**, *28*, 119–130. [CrossRef]
74. McIntyre, T. Phytoremediation of Heavy Metals from Soils. *Adv. Biochem. Eng. Biotechnol.* **2003**, *78*, 97–123.
75. Lasat, M.M. Phytoextraction of Toxic Metals: A Review of Biological Mechanisms. *J. Environ. Qual.* **2002**, *31*, 109–120. [CrossRef]
76. Ernst, W.H. Phytoextraction of Mine Wastes—Options and Impossibilities. *Geochemistry* **2005**, *65*, 29–42. [CrossRef]
77. Nascimento, C.W.A.; Xing, B. Phytoextraction: A Review on Enhanced Metal Availability and Plant Accumulation. *Sci. Agric.* **2006**, *63*, 299–311. [CrossRef]
78. U.S. Environmental Protection Agency, EPA/600/R-99/107, 2000. Introduction to Phytoremediation. Available online: <http://www.clu-in.org/download/remed/introphyto.pdf> (accessed on 10 November 2021).
79. Pletsch, M. Plants and the environment Phytoremediation. In *Encyclopedia of Applied Plant Sciences*; Thomas, B., Ed.; Elsevier: Oxford, UK, 2003; pp. 781–786.
80. Ayling, S.M.; Orcutt, D.M.; Nilsen, E.T. *Physiology of Plants under Stress—Soil and Biotic Factors*; John Wiley & Sons: New York, NY, USA, 2000; p. 684.
81. McGrath, S.P.; Zhao, F.J.; Lombi, E. Plant and Rhizosphere Processes Involved in Phytoremediation of Metal-Contaminated Soils. *Plant Soil* **2001**, *232*, 207–214. [CrossRef]
82. Brooks, R.R. Copper and cobalt uptake by *Haumaniastrum* species. *Plant Soil* **1977**, *48*, 541–544. [CrossRef]
83. El-Shatnawi, M.K.J.; Makhadmeh, I.M. Ecophysiology of the plant–rhizosphere system. *J. Agron. Crop. Sci.* **2001**, *187*, 1–9. [CrossRef]
84. Sharma, R.K.; Agrawal, M. Biological effects of heavy metals: An overview. *J. Environ. Biol.* **2005**, *26*, 301–313. [PubMed]
85. U.S. Environmental Protection Agency. Available online: [http://www.epa.gov/ada/download/issue/epa\\_540\\_s01\\_500.pdf](http://www.epa.gov/ada/download/issue/epa_540_s01_500.pdf) (accessed on 16 November 2021).
86. Yanqun, Z.; Yuan, L.; Jianjun, C.; Haiyan, L.; Schwartz, C. Hyperaccumulation of Pb, Zn and Cd in herbaceous grown on lead-zinc mining area in Yunnan, China. *Environ. Int.* **2005**, *31*, 755–762. [CrossRef] [PubMed]
87. Máthé-Gáspár, G.; Anton, A. Phytoremediation study: Factors influencing heavy metal uptake of plants. *Acta Biol. Szeged.* **2005**, *49*, 69–70.
88. Kirkham, M.B. Cadmium in plants on polluted soils: Effects of soil factors, hyperaccumulation, and amendments. *Geoderma* **2006**, *137*, 19–32. [CrossRef]
89. Boularbah, A.; Schwartz, C.; Bitton, G.; Abouddrar, W.; Ouhammou, A.; Morel, J.L. Heavy metal contamination from mining sites in south Morocco: 2. Assessment of metal accumulation and toxicity in plants. *Chemosphere* **2006**, *63*, 811–817. [CrossRef]
90. Wei, S.; Silva, J.A.T.; Zhou, Q. Agro-improving method of phytoextraction heavy metal contaminated soil. *J. Hazard. Mater.* **2008**, *150*, 662–668. [CrossRef]
91. McGrath, S.P.; Zhao, F.J. Phytoextraction of metals and metalloids from contaminated soils. *Curr. Opin. Biotechnol.* **2003**, *14*, 277–282. [CrossRef]



92. Memon, A.R. Metal Hyperaccumulators: Mechanisms of Hyperaccumulation and Metal Tolerance. In *Phytoremediation*, 1st ed.; Ansari, A.A., Gill, S.S., Gill, R., Lanza, G.R., Newman, L., Eds.; Springer: Cham, Switzerland, 2016; Volume 3, pp. 239–268.
93. Cataldo, D.A.; Wildung, R.E. Soil and Plant Factors Influencing the Accumulation of Heavy Metals by Plants. *Environ. Health Perspect.* **1978**, *27*, 149–159. [[CrossRef](#)]
94. Devi, P.; Kumar, P. Concept and application of phytoremediation in the fight of heavy metal toxicity. *JAPSR* **2020**, *12*, 795–804.
95. Castiglione, S.; Todeschini, V.; Franchin, C.; Torrigiani, P.; Gastaldi, D.; Cicatelli, A.; Rinaudo, C.; Berta, G.; Biondi, S.; Lingua, G. Clonal Differences in Survival Capacity, Copper and Zinc Accumulation, and Correlation with Leaf Polyamine Levels in Poplar: A Large-Scale Field Trial on Heavily Polluted Soil. *Environ. Pollut.* **2009**, *157*, 2108–2117. [[CrossRef](#)]
96. Gamalero, E.; Cesaro, P.; Cicatelli, A.; Todeschini, V.; Musso, C.; Castiglione, S.; Fabiani, A.; Lingua, G. Poplar Clones of Different Sizes, Grown on a Heavy Metal Polluted Site, Are Associated with Microbial Populations of Varying Composition. *Sci. Total Environ.* **2012**, *425*, 262–270. [[CrossRef](#)] [[PubMed](#)]
97. Nissim, W.G.; Labrecque, M. Planting Microcuttings: An Innovative Method for Establishing a Willow Vegetation Cover. *Ecol. Eng.* **2016**, *91*, 472–476. [[CrossRef](#)]
98. Prasad, M.N.V. Metal Availability, Uptake, Transport and Accumulation in Plants. In *Heavy Metal Stress in Plants: From Biomolecules to Ecosystems*, 2nd ed.; Prasad, M.N.V., Ed.; Springer: Berlin/Heidelberg, Germany, 2004; pp. 24–26.
99. Keller, P.; Deuel, H. Kationenaustauschkapazität Und Pektingehalt von Pflanzenwurzeln. *J. Plant. Nutr. Soil Sci.* **1957**, *79*, 119–131. [[CrossRef](#)]
100. Finžgar, N.; Tlustoš, P.; Leštan, D. Relationship of soil properties to fractionation, bioavailability and mobility of lead and zinc in soil. *Plant Soil Environ.* **2007**, *53*, 225–238. [[CrossRef](#)]
101. Rahman, M.; Lee, S.H.; Ji, H.C.; Kabir, A.H.; Jones, C.S.; Lee, K.W. Importance of Mineral Nutrition for Mitigating Aluminum Toxicity in Plants on Acidic Soils: Current Status and Opportunities. *Int. J. Mol. Sci.* **2018**, *19*, 3073. [[CrossRef](#)] [[PubMed](#)]
102. Palansooriya, K.N.; Yang, Y.; Tsang, Y.F.; Sarkar, B.; Hou, D.; Cao, X.; Meers, E.; Rinklebe, J.; Kim, K.-H.; Ok, Y.S. Occurrence of contaminants in drinking water sources and the potential of biochar for water quality improvement: A review. *Crit. Rev. Environ. Sci. Technol.* **2020**, *50*, 549–611. [[CrossRef](#)]
103. King, L.D. Effect of Selected Soil Properties on Cadmium Content of Tobacco. *J. Environ. Qual.* **1988**, *17*, 251–255. [[CrossRef](#)]
104. McGrath, S.P.; Sanders, J.R.; Shalaby, M.H. The Effects of Soil Organic Matter Levels on Soil Solution Concentrations and Extractabilities of Manganese, Zinc and Copper. *Geoderma* **1988**, *42*, 177–188. [[CrossRef](#)]
105. Brown, P.H.; Dunemann, L.; Schulz, R.; Marschner, H. Influence of Redox Potential and Plant Species on the Uptake of Nickel and Cadmium from Soils. *Zeitschrift für Pflanzenernährung und Bodenkunde* **1989**, *152*, 85–91. [[CrossRef](#)]
106. Liang, C.N.; Tabatabai, M.A. Effects of trace elements on nitrogen mineralisation in soils. *Environ. Pollut.* **1977**, *12*, 141–147. [[CrossRef](#)]
107. Haghiri, F. Plant Uptake of Cadmium as Influenced by Cation Exchange Capacity, Organic Matter, Zinc, and Soil Temperature. *J. Environ. Qual.* **1974**, *3*, 180–183. [[CrossRef](#)]
108. Williams, D.E.; Vlamis, J.; Pukite, A.H.; Corey, J.E. Trace Element Accumulation, Movement, and Distribution in the Soil Profile from Massive Applications of Sewage Sludge. *Soil Sci.* **1980**, *129*, 119. [[CrossRef](#)]
109. Bislimi, K.; Sahiti, H.; Halili, J.; Bici, M.; Mazreku, I. Effect of Mining Activity in Accumulation of Heavy Metals in Soil and Plant (*Urtica dioica* L.). *Ecol. Eng.* **2021**, *22*, 1–7. [[CrossRef](#)]
110. Verloo, M.; Eeckhout, M. Metal Species Transformations in Soils: An Analytical Approach. *Int. J. Environ. Anal. Chem.* **1990**, *39*, 179–186. [[CrossRef](#)]
111. Lambers, H.; Chapin III, F.S.; Pons, T.L. *Plant Physiological Ecology*, 5th ed.; Springer: New York, NY, USA, 2008; pp. 1–624.
112. Strawn, D.G.; Bohn, H.L.; O'Connor, G.A. *Soil Chemistry*, 1st ed.; John Wiley & Sons: New York, NY, USA, 2020; pp. 1–29.
113. Lone, M.I.; He, Z.L.; Stoffella, P.J.; Yang, X.E. Phytoremediation of heavy metal polluted soils and water: Progresses and perspectives. *J. Zhejiang Univ. Sci. B* **2008**, *9*, 210–220. [[CrossRef](#)]
114. Hajabbasi, M.A. Importance of soil physical characteristics for petroleum hydrocarbons phytoremediation: A review. *Afr. J. Environ. Sci. Technol.* **2016**, *10*, 394–405.
115. Zhang, Z.; Zhou, Q.; Peng, S.; Cai, Z. Remediation of petroleum contaminated soils by joint action of *Pharbitis nil* L. and its microbial community. *Sci. Total Environ.* **2010**, *408*, 5600–5605. [[CrossRef](#)]
116. Hreniuc, M.; Coman, M.; Cioruța, B. Consideration regarding the soil pollution with oil products in Sacel-Maramures. In Proceedings of the International Conference of Scientific Paper AFASES, Brasov, Romania, 28–30 May 2015.
117. Miranda, M.F.A.; Freire, M.B.G.D.S.; Almeida, B.G.; Freire, A.G.; Freire, F.J.; Pessoa, L.G.M. Improvement of degraded physical attributes of a saline-sodic soil as influenced by phytoremediation and soil conditioners. *Arch. Agron. Soil Sci.* **2018**, *64*, 1207–1221. [[CrossRef](#)]
118. Acuña, E.; Castillo, B.; Queupuan, M.; Casanova, M.; Tapia, Y. Assisted phytoremediation of lead contaminated soil using *Atriplex halimus* and its effect on some soil physical properties. *Int. J. Environ. Sci. Technol.* **2021**, *18*, 1925–1938. [[CrossRef](#)]
119. Proutsos, N.; Tigkas, D. Growth Response of Endemic Black Pine Trees to Meteorological Variations and Drought Episodes in a Mediterranean Region. *Atmosphere* **2020**, *11*, 554. [[CrossRef](#)]
120. Nissim, W.G.; Palm, E.; Mancuso, S.; Azzarello, E. Trace Element Phytoextraction from Contaminated Soil: A Case Study under Mediterranean Climate. *Environ. Sci. Pollut. Res.* **2018**, *25*, 9114–9131. [[CrossRef](#)] [[PubMed](#)]

121. Ramdani, M.; Elkhiati, N.; Flower, R.J. *Lakes of Africa: North of Sahara. Encyclopedia of Inland Waters*; Elsevier: Amsterdam, The Netherlands, 2009.
122. Proutsos, N.D.; Tsiros, I.X.; Nastos, P.; Tsaousidis, A. A Note on Some Uncertainties Associated with Thornthwaite's Aridity Index Introduced by Using Different Potential Evapotranspiration Methods. *Atmos. Res.* **2021**, 105727. [[CrossRef](#)]
123. Tsiros, I.X.; Nastos, P.; Proutsos, N.D.; Tsaousidis, A. Variability of the Aridity Index and Related Drought Parameters in Greece Using Climatological Data over the Last Century (1900–1997). *Atmos. Res.* **2020**, *240*, 104914. [[CrossRef](#)]
124. Li, L.; Casado, A.; Congedi, L.; Dell'Aquila, A.; Dubois, C.; Elizalde, A.; L'Hévéder, B.; Lionello, P.; Sevault, F.; Somot, S. Modeling of the Mediterranean Climate System. In *The climate of the Mediterranean Region*; Elsevier: Cham, Switzerland, 2012; pp. 419–448.
125. Papazoglou, E.G.; Karantounias, G.A.; Vemmos, S.N.; Bouranis, D.L. Photosynthesis and Growth Responses of Giant Reed (*Arundo Donax* L.) to the Heavy Metals Cd and Ni. *Environ. Int.* **2005**, *31*, 243–249. [[CrossRef](#)]
126. Poschenrieder, C.; Llugany, M.; Lombini, A.; Dinelli, E.; Bech, J.; Barceló, J. *Smilax Aspera* L. an Evergreen Mediterranean Climber for Phytoremediation. *J. Geochem. Explor.* **2012**, *123*, 41–44. [[CrossRef](#)]
127. Khan, M.A.; Ahmad, I.; Rahman, I.U. Effect of Environmental Pollution on Heavy Metals Content of *Withania Somnifera*. *J. Chin. Chem. Soc.* **2007**, *54*, 339–343. [[CrossRef](#)]
128. Sarma, H. Metal Hyperaccumulation in Plants: A Review Focusing on Phytoremediation Technology. *J. Environ. Sci. Technol.* **2011**, *4*, 118–138. [[CrossRef](#)]
129. Selvam, A.; Wong, J.W.-C. Cadmium Uptake Potential of Brassica Napus Cocropped with *Brassica Parachinensis* and *Zea Mays*. *J. Hazard. Mater.* **2009**, *167*, 170–178. [[CrossRef](#)]
130. Schmidt, U. Enhancing Phytoextraction: The Effect of Chemical Soil Manipulation on Mobility, Plant Accumulation, and Leaching of Heavy Metals. *J. Environ. Qual.* **2003**, *32*, 1939–1954. [[CrossRef](#)]
131. Li, C.; Wang, Q.-H.; Xiao, B.; Li, Y.-F. Phytoremediation Potential of Switchgrass (*Panicum Virgatum* L.) for Cr-Polluted Soil. In Proceedings of the International Symposium on Water Resource and Environmental Protection, IEEE, Xi'an, China, 20–22 May 2011.
132. Sánchez, M.L. *Causes and Effects of Heavy Metal Pollution*; Nova Science Publishers: New York, NY, USA, 2008.
133. Oh, K.; Cao, T.; Li, T.; Cheng, H. Study on Application of Phytoremediation Technology in Management and Remediation of Contaminated Soils. *J. Clean. Energy Technol.* **2014**, *2*, 216–220. [[CrossRef](#)]
134. Singh, S. Phytoremediation: A Sustainable Alternative for Environmental Challenges. *Int. J. Gr. Herb. Chem.* **2012**, *1*, 133–139.
135. Banasova, V.; Horak, O.; Nadubinska, M.; Ciamporova, M.; Lichtscheidl, I. Heavy Metal Content in *Thlaspi Caerulescens* J. et C. Presl Growing on Metalliferous and Non-Metalliferous Soils in Central Slovakia. *Int. J. Environ. Pollut.* **2008**, *33*, 133–145. [[CrossRef](#)]
136. Stein, R.J.; Höreth, S.; de Melo, J.R.F.; Syllwasschy, L.; Lee, G.; Garbin, M.L.; Clemens, S.; Krämer, U. Relationships between Soil and Leaf Mineral Composition Are Element-Specific, Environment-Dependent and Geographically Structured in the Emerging Model *Arabidopsis halleri*. *New Phytol.* **2017**, *213*, 1274–1286. [[CrossRef](#)]
137. Sivaci, A.; Elmas, E.; Gümüş, F.; Sivaci, E.R. Removal of Cadmium by *Myriophyllum Heterophyllum* Michx. and *Potamogeton Crispus* L. and Its Effect on Pigments and Total Phenolic Compounds. *Arch. Environ. Contam. Toxicol.* **2008**, *54*, 612–618. [[CrossRef](#)]
138. Zornoza, R.; Faz, Á.; Martínez-Martínez, S.; Acosta, J.A.; Costantini, R.; Gabarrón, M.; Gómez-López, M.D. Suitability of Different Mediterranean Plants for Phytoremediation of Mine Soils Affected with Cadmium. In *Phytoremediation*; Springer: Cham, Switzerland, 2016; pp. 385–399.
139. Rocciotiello, E.; Serrano, H.C.; Mariotti, M.G.; Branquinho, C. Nickel phytoremediation potential of the Mediterranean *Alyssoides utriculata* (L.) Medik. *Chemosphere* **2015**, *119*, 1372–1378. [[CrossRef](#)]
140. Pollard, A.J.; Stewart, H.L.; Roberson, C.B. Manganese Hyperaccumulation in *Phytolacca Americana* L. from the Southeastern United States. *Northeast Nat.* **2009**, *16*, 155–162. [[CrossRef](#)]
141. Favas, P.J.C.; Pratas, J.; Varun, M.; D'Souza, R.; Paul, M.S. Phytoremediation of Soils Contaminated with Metals and Metalloids at Mining Areas: Potential of Native Flora. In *Environmental Risk Assessment of Soil Contamination*; Soriano, M.C.H., Ed.; IntechOpen: London, UK, 2014; pp. 485–516.
142. Ghorab, A.S.; Ismail, M.F.M.; El-Sayied, S.S. Phytoremediation of Heavy Metals by Four Hyper Accumulation Timber Tree Species Irrigated with Treated Wastewater. Concentrations of Heavy Metals in Tree Parts and Soil Depths. *Agric. Res. J.* **2011**, *11*.
143. Dong, R.; Formentin, E.; Losseso, C.; Carimi, F.; Benedetti, P.; Terzi, M.; Schiavo, F.L. Molecular Cloning and Characterization of a Phytochelatin Synthase Gene, PvPCS1, from *Pteris Vittata* L. *J. Ind. Microbiol.* **2005**, *32*, 527–533.
144. Ma, L.Q.; Komar, K.M.; Tu, C.; Zhang, W.; Cai, Y.; Kennelley, E.D. A Fern That Hyperaccumulates Arsenic. *Nature* **2001**, *409*, 527–533. [[CrossRef](#)]
145. Tangahu, B.V.; Sheikh Abdullah, S.R.; Basri, H.; Idris, M.; Anuar, N.; Mukhlisin, M.A. Review on Heavy Metals (As, Pb, and Hg) Uptake by Plants through Phytoremediation. *Int. J. Chem. Eng.* **2011**, *2011*, 26. [[CrossRef](#)]
146. Sharma, D.C.; Sharma, C.P.; Tripathi, R.D. Phytotoxic Lesions of Chromium in Maize. *Chemosphere* **2003**, *51*, 63–68. [[CrossRef](#)]
147. Calheiros, C.S.; Rangel, A.O.; Castro, P.M. The Effects of Tannery Wastewater on the Development of Different Plant Species and Chromium Accumulation in *Phragmites Australis*. *Arch. Environ. Contam. Toxicol.* **2008**, *55*, 404–414. [[CrossRef](#)]
148. Szczygłowska, M.; Piekarska, A.; Konieczka, P.; Namieśnik, J. Use of Brassica Plants in the Phytoremediation and Biofumigation Processes. *Int. J. Mol. Sci.* **2011**, *12*, 7760–7771. [[CrossRef](#)] [[PubMed](#)]



149. Jin, X.-F.; Liu, D.; Islam, E.; Mahmood, Q.; Yang, X.-E.; He, Z.-L.; Stoffella, P.J. Effects of Zinc on Root Morphology and Antioxidant Adaptations of Cadmium-Treated Sedum Alfredii H. *J. Plant Nutr. Soil Sci.* **2009**, *32*, 1642–1656.
150. Singh, O.; Khanam, Z.; Misra, N.; Srivastava, M.K. Chamomile (*Matricaria Chamomilla* L.): An Overview. *Pharmacogn. Rev.* **2011**, *5*, 82. [\[CrossRef\]](#)
151. Grejtovsky, A.; Repcak, M.; Eliasova, A.; Markusova, K. Effect of Cadmium on Active Principle Contents of *Matricaria recutita* L. *Herba Pol.* **2001**, *3*.
152. Akin, B. In Vitro Germination and Phytoremediation Potential of Endemic Plant Species Verbascum Phrygium Bornm. Growing under Zinc Stress. *Pol. J. Environ. Stud.* **2021**, *30*, 1516. [\[CrossRef\]](#)
153. Maiga, A.; Diallo, D.; Bye, R.; Paulsen, B.S. Determination of Some Toxic and Essential Metal Ions in Medicinal and Edible Plants from Mali. *J. Agric. Food Chem.* **2005**, *53*, 2316–2321. [\[CrossRef\]](#)
154. Jaffré, T. Accumulation Du Manganèse Par Les Proteacées de Nouvelle-Calédonie. *C. R. Acad. Sci.* **1979**, *289*, 425–428.
155. Lytle, C.M.; Lytle, F.W.; Yang, N.; Qian, J.-H.; Hansen, D.; Zayed, A.; Terry, N. Reduction of Cr (VI) to Cr (III) by Wetland Plants: Potential for in Situ Heavy Metal Detoxification. *Environ. Sci. Technol.* **1998**, *32*, 3087–3093. [\[CrossRef\]](#)
156. Coetzee, J.A.; Hill, M.P.; Ruiz-Téllez, T.; Starfinger, U.; Brunel, S. Monographs on invasive plants in Europe N° 2: Eichhornia crassipes (Mart.) Solms. *Bot. Lett.* **2017**, *164*, 303–326. [\[CrossRef\]](#)
157. Heckenroth, A.; Rabier, J.; Dutoit, T.; Torre, F.; Prudent, P.; Laffont-Schwob, I. Selection of Native Plants with Phytoremediation Potential for Highly Contaminated Mediterranean Soil Restoration: Tools for a Non-Destructive and Integrative Approach. *J. Environ. Manag.* **2016**, *183*, 850–863. [\[CrossRef\]](#)
158. Ellili, A.; Rabier, J.; Prudent, P.; Salducci, M.-D.; Heckenroth, A.; Lachaâl, M.; Laffont-Schwob, I. Decision-Making Criteria for Plant-Species Selection for Phytostabilization: Issues of Biodiversity and Functionality. *J. Environ. Manag.* **2017**, *201*, 215–226. [\[CrossRef\]](#) [\[PubMed\]](#)
159. Morais, I.; Campos, J.S.; Favas, P.J.C.; Pratas, J.; Pita, F.; Prasad, M.N.V. Accumulation by Alyssum serpyllifolium Subsp. lusitanicum (Brassicaceae) from Serpentine Soils of Bragança and Morais (Portugal) Ultramafic Massifs: Plant–Soil Relationships and Prospects for Phytomining. *Aust. J. Bot.* **2015**, *63*, 17–30. [\[CrossRef\]](#)
160. Topalidou, E.; Solomou, A.D.; Santos, S.S.; Krystallidou, E.; Kakara, S.; Mantzanas, K. Dynamic Role and Importance of Multi-Kingdom Communities in Mediterranean Wood-Pastures. *Sustainability* **2021**, *13*, 10179. [\[CrossRef\]](#)
161. Pandey, V.C.; Souza-Alonso, P. Market Opportunities. Sustainable Phytoremediation. In *Phytomanagement of Polluted Sites*; Pandey, V.C., Baudh, K., Eds.; Elsevier: Amsterdam, The Netherlands, 2019; pp. 51–82.
162. O'Connor, D.; Zheng, X.; Hou, D.; Shen, Z.; Li, G.; Miao, G.; O'Connell, S.; Guo, M. Phytoremediation: Climate Change Resilience and Sustainability Assessment at a Coastal Brownfield Redevelopment. *Environ. Int.* **2019**, *130*, 104945. [\[CrossRef\]](#)
163. Witters, N.; Mendelsohn, R.; Van Passel, S.; Van Slycken, S.; Weyens, N.; Schreurs, E.; Meers, E.; Tack, F.; Vanheusden, B.; Vangronsveld, J. Phytoremediation, a Sustainable Remediation Technology? II: Economic Assessment of CO2 Abatement through the Use of Phytoremediation Crops for Renewable Energy Production. *Biomass Bioenerg.* **2012**, *39*, 470–477. [\[CrossRef\]](#)
164. Vigil, M.; Marey-Pérez, M.F.; Huerta, G.M.; Cabal, V.Á. Is Phytoremediation without Biomass Valorization Sustainable?—Comparative LCA of Landfilling vs. Anaerobic Co-Digestion. *Sci. Total. Environ.* **2015**, *505*, 844–850. [\[CrossRef\]](#)
165. Wan, X.; Lei, M.; Chen, T. Cost–Benefit Calculation of Phytoremediation Technology for Heavy-Metal-Contaminated Soil. *Sci. Total.* **2016**, *563*, 796–802. [\[CrossRef\]](#)
166. Sheoran, V.; Sheoran, A.S.; Poonia, P. Phytomining of Gold: A Review. *J. Geochem. Explor.* **2013**, *128*, 42–50. [\[CrossRef\]](#)