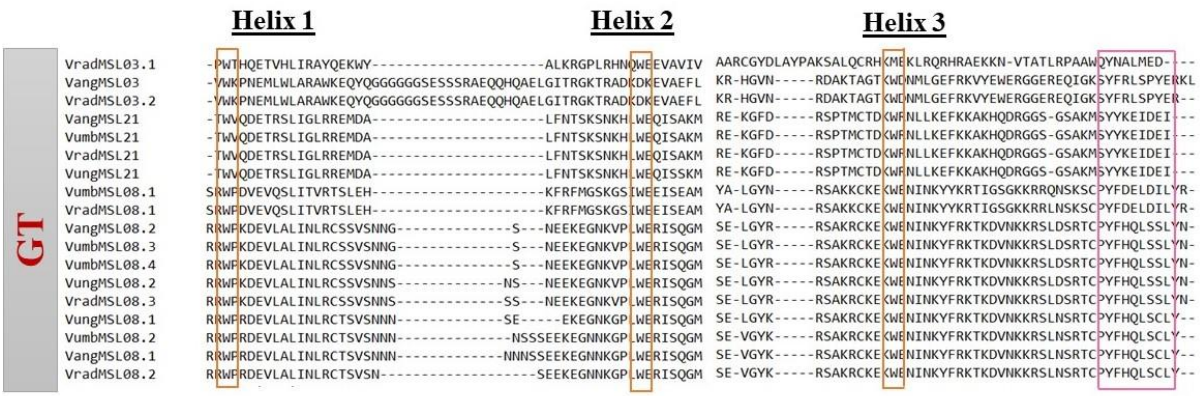


**Figure S1.** Sequence alignment of trihelix domain of GTgroup present in four *Vigna* species. Vang, *Vigna angularis*; Vrad, *V. radiata;* Vung, *V. unguiculata;* Vumb, *V. umbellata;* and Os *Oryza sativa.* MSL, Myb/SANT-LIKE.

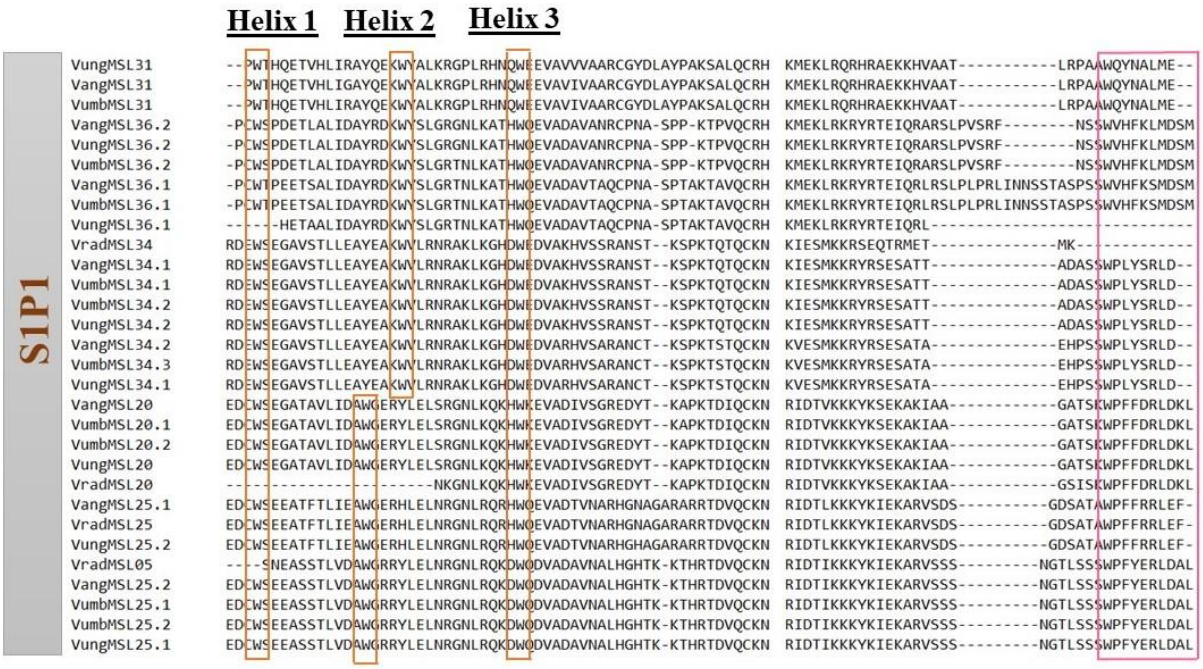


**Figure S2.** Sequence alignment of trihelix domain of S1P1 group present in four *Vigna* species. Vang, *Vigna angularis*; Vrad, *V. radiata;* Vung, *V. unguiculata;* Vumb, *V. umbellata;* and Os *Oryza sativa.* MSL, Myb/SANT-LIKE.

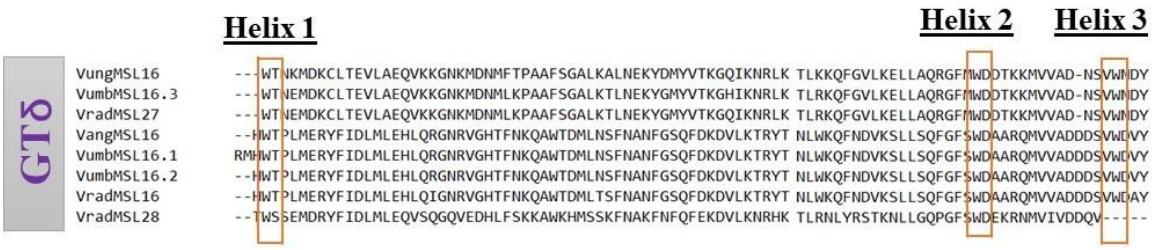


**Figure S3.** Sequence alignment of trihelix domain of GTδ group present in four *Vigna* species. Vang, *Vigna angularis*; Vrad, *V. radiata;* Vung, *V. unguiculata;* Vumb, *V. umbellata;* and Os *Oryza sativa.* MSL, Myb/SANT-LIKE.

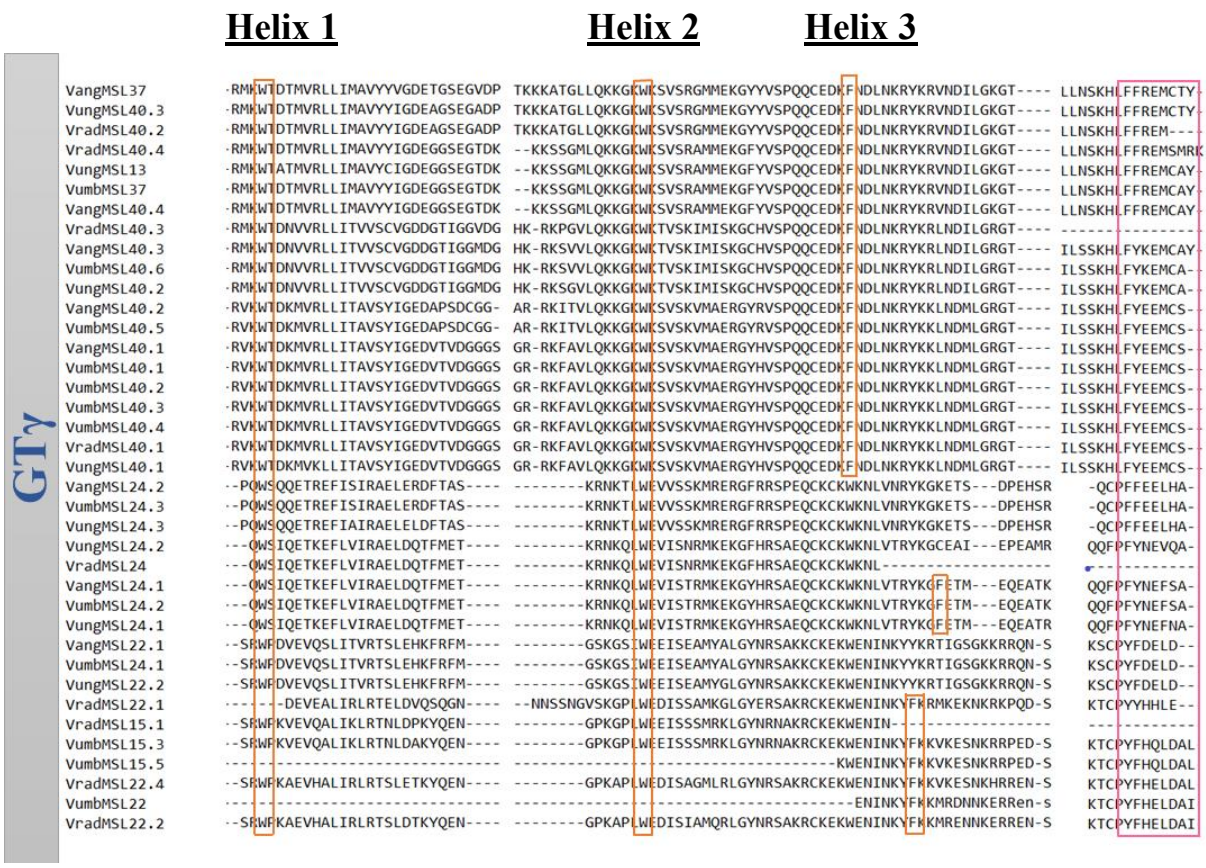


**Figure S4.** Sequence alignment of trihelix domain of GTγ group present in four *Vigna* species. Vang, *Vigna angularis*; Vrad, *V. radiata;* Vung, *V. unguiculata;* Vumb, *V. umbellata;* and Os *Oryza sativa.* MSL, Myb/SANT-LIKE.