Supplementary Materials: Structural Behavior of Amphiphilic Triblock Copolymer P104/Water System



Figure S1. Photographs of P104/water samples having the following concentrations: A) 3, B) 20 and C) 50 wt %, taken at different temperatures (from 4 to 90 °C).



Figure S2. Optical micrographs obtained between crossed polarizers of P104/water solution with a concentration of 50 wt.% at 80 °C.

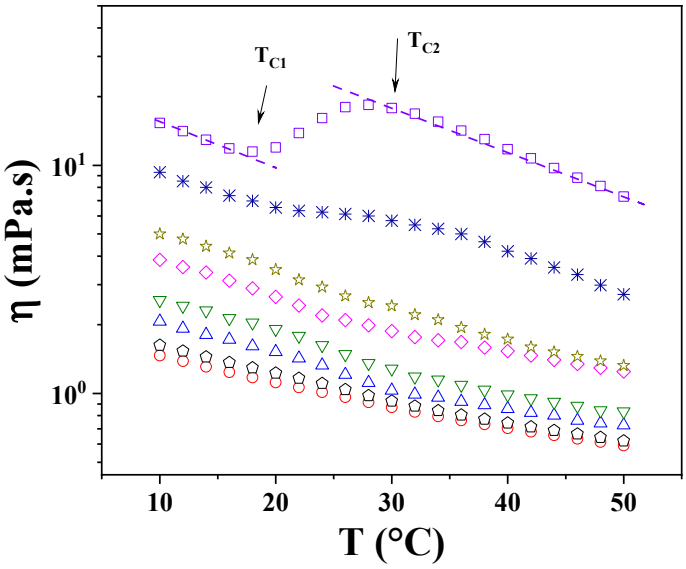

Figure S3. Dynamic viscosity of P104 solutions as a function of the temperature at the following C_{P104}: 1 (○), 2 (⬠), 3 (△), 5 (▽), 8 (◇), 10 (☆), 15 (✳) and 20 (□) wt.% Measurements performed at three different angles 30°, 50° and 70°.

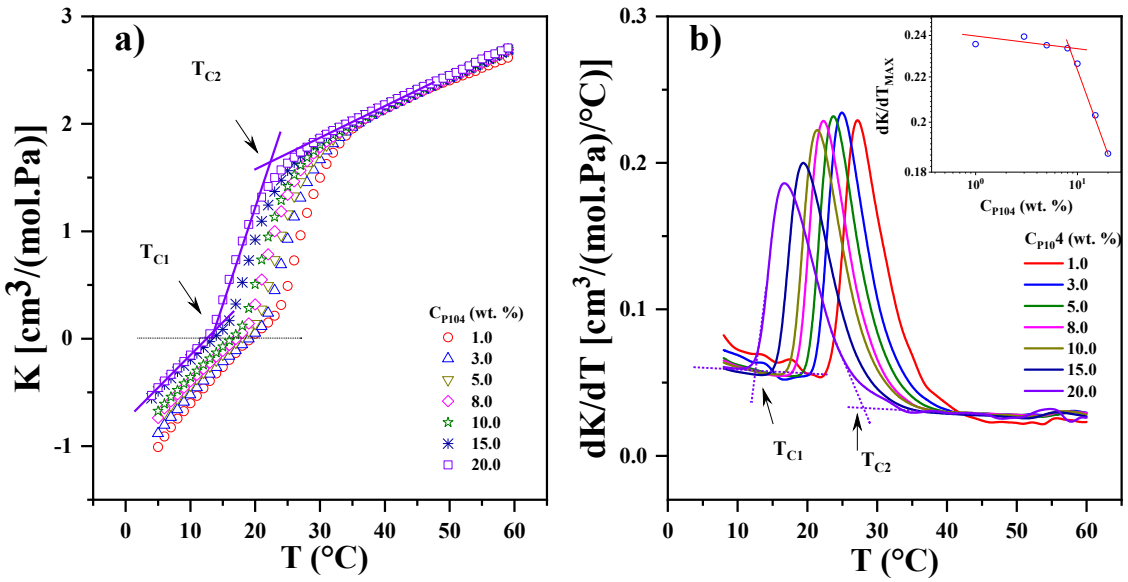

Figure S4. a) Apparent molar adiabatic compressibility (K_ϕ) as a function of temperature for several P104 concentrations: 1, 3, 5, 8, 10, 15 and 20 wt%. b) Temperature dependence of apparent molar adiabatic compressibility derivative (dK_ϕ/dT) for different P104 concentrations: 1, 3, 5, 8, 10, 15 and 20 wt%.

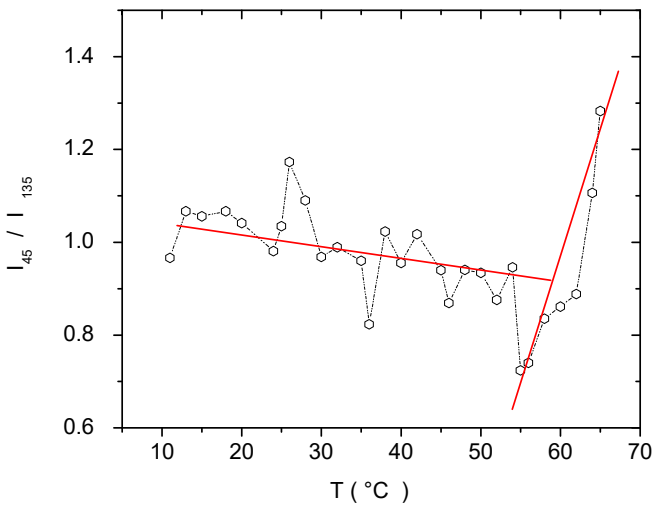

Figure S5. Intrinsic asymmetry [Z]=$I_{45°}$ /$I_{135°}$ as a function of temperature P104 concentration of 1 wt.%. $I_{45°}$ and $I_{135°}$ are the scattering intensity measured at 45 ° and 135 ° respectively.



Figure S6. Optical micrographs obtained between crossed polarizers of P104/water solutions with the following concentrations: a) 50 wt.% at 80 °C and b) 30 wt.% at 74 °C.