


## Article

# Spatial-Temporal Pattern of Mismatch Degree of High-Quality Tourism Development and Its Formation Mechanism in Taihu Lake Basin, China

Guiling Wang <sup>1,2,\*</sup>  and Lei Ye <sup>1</sup>

<sup>1</sup> School of Geographic Science, Nantong University, Nantong 226007, China; yelei@ntu.edu.cn

<sup>2</sup> Yangtze River Economic Zone Research Institution of Jiangsu, Nantong 226007, China

\* Correspondence: kendra5016@163.com

**Abstract:** High-quality development is the theme of China's economic and social development in the new era, the only way to build a powerful tourism economy, and also the objective demand to solve the practical problems and promote the transformation and upgrading of tourism. However, problems such as inefficient operation, environmental pollution, and slow industrial upgrading have become prominent in the development process of China's tourism industry in recent years, in which a gap exists with the realization of high-quality development goals. Therefore, scientific control of the gap and deviation between the actual development level and the high-quality development goals of tourism is helpful for promoting the green and sustainable development of regional tourism. This study, taking the Taihu Lake Basin as an example, made a systematic and comprehensive evaluation of the spatial-temporal pattern of high-quality development mismatch of tourism from 2010 to 2019, using the health distance model to analyze its spatiotemporal evolution characteristics, and combining the obstacle degree model and qualitative comparative analysis of fuzzy set to analyze its influencing mechanism. The empirical results show that: (1) the mismatch degree of high-quality development of tourism in the Taihu Lake Basin shows a downward trend, and the regional imbalance is prominent, showing polarization characteristics; (2) among the six systems, only the green system and the cultural and tourism resource system are in the matching type, the dominant system of mismatch type is different in each city, and it shows the characteristics of the transformation from external environmental obstacle to internal environmental obstacle in the process of transition from mismatch type to matching type; (3) the spatiotemporal pattern of high-quality development mismatch of tourism is the result of six systems working together, in which the innovative development system is the core driving force, the coordinated development system is the potential driving force, the green development system is the direct driving force, the open development system has the guiding function, the shared development system is the external driving force, and the literature and tourism resource system is the basic driving force. Therefore, the paper puts forward three types of combination paths and corresponding suggestions that can promote the transformation and upgrading of tourism and achieve coordinated development of the Taihu Lake Basin.

**Keywords:** tourism industry; high-quality development; mismatch degree; healthy distance model; Taihu Lake Basin



**Citation:** Wang, G.; Ye, L. Spatial-Temporal Pattern of Mismatch Degree of High-Quality Tourism Development and Its Formation Mechanism in Taihu Lake Basin, China. *Sustainability* **2022**, *14*, 4812. <https://doi.org/10.3390/su14084812>

Academic Editors: Kayhan Tajeddini and Thorsten Merkle

Received: 6 March 2022

Accepted: 15 April 2022

Published: 17 April 2022

**Publisher's Note:** MDPI stays neutral with regard to jurisdictional claims in published maps and institutional affiliations.



**Copyright:** © 2022 by the authors. Licensee MDPI, Basel, Switzerland. This article is an open access article distributed under the terms and conditions of the Creative Commons Attribution (CC BY) license (<https://creativecommons.org/licenses/by/4.0/>).

## 1. Introduction

High-quality development is the theme of China's economic and social development in the new era. The proposal of the CPC Central Committee on the formulation of the 14th Five-Year Plan for National Economic and Social Development and the Long-term Goals for the year 2035 emphasizes that high-quality development will run through the country's economic, social, cultural, ecological, other fields, and the whole process. In the great journey of building a well-off society in an all-round way, China's GDP has achieved

the goal of more than CNY 100 trillion, the scale of middle-income groups is gradually expanding, and tourism consumption demand is constantly upgrading. China's tourism industry presents new changes and new characteristics in industrial scale, product supply, format innovation, and other aspects. In 2019, the Central Economic Work Conference clearly proposed promoting the high-quality development of tourism. In 2020, the Ministry of Culture and Tourism, the National Development and Reform Commission, and ten other departments jointly issued opinions on deepening "Internet + Tourism" and promoting the High-quality Development of Tourism, highlighting the importance of promoting the high-quality development of tourism from the perspective of technological innovation. In 2021, it was once again proposed in the "14th Five-Year Plan" issued by the Ministry of Culture and Tourism that China's tourism industry should be optimized and upgraded, with improved quality and efficiency. Therefore, the above series of documents at the national level have pointed out the important mission and the direction of high-quality development of China's tourism.

High-quality development of tourism is the comprehensive promotion of quality and benefit of tourism, which includes the deeper green development concept, stronger innovation ability, better industrial structure, better supply quality, and higher comprehensive benefits [1]. In essence, it is to improve people's lives, enhance people's well-being, and meet people's needs for a better tourism life. Many scholars have made useful explorations on how to promote the high-quality development of the tourism industry. At the macro level, most scholars put forward the view that deep integration of culture and tourism and high-quality development can be realized through stimulating endogenous power [2–4]. At the micro level, scholars mainly focus on the exploration of high-quality development of various tourism forms such as heritage tourism [5,6], rural tourism [7], theme park tourism [8], and sports culture tourism [9]. Based on this, this study believes that the core of high-quality tourism development is effective supply and fair development, which emphasizes innovation, culture, openness, green form, coordination and efficiency, and the achievement common prosperity.

Tourism is the emphatic and cut-in point for promoting ecological protection and high-quality development in the basin region. The Taihu Lake Basin, with outstanding tourism resources, is located in the core of the Yangtze River Delta, which is a golden tourism belt with strategic significance in China. Relying on the important opportunity of the integrated development strategy in the Yangtze River Delta, the Taihu Lake Basin enjoys the support of the government's macro policies to help it build high-quality tourism routes and promote the transformation and upgrading of tourism. At present, tourism has entered an important stage of transformation from high-speed development to high-quality development. To scientifically define the connotation of high-quality development of tourism, reasonably measure its development level and difference pattern, and explore the limiting factors that cause tourism to deviate from the track of high-quality development, it is of positive significance to promote the high-quality development of tourism in the Taihu Lake Basin and even in the Yangtze River Delta.

## 2. Literature Review

Mismatch was first proposed by Kain, an American scholar, and this theory was initially applied to the discussion of the residence–employment spatial relationship. Subsequently, some scholars introduced spatial mismatch theory into other fields, such as the mismatch between education services and demand [10], the mismatch between social public resources [11], and the mismatch between public transportation and employment [12]. Compared with foreign studies, the research on mismatch theory in China is relatively late. The application of mismatch theory mainly focuses on the study of residential problems [13,14], the mismatch of job-housing space and residential-commercial space [15,16], the mismatch of urban human settlements [17], the mismatch of public services [18,19], and the spatial pattern of tourism economic system mismatch [20], etc.

Tourism high-quality development is a higher level of sustainable development [21]. The Five Development Concepts of “Innovation, Coordination, Green, Openness and Sharing” are the upgrading and refinement of the SDGs concept of “Mankind, Earth, Prosperity, Peace and Partnership”. Based on the Sustainable Development Goals (SDGs) issued by the United Nations, the theoretical connotation of sustainable tourism development puts more emphasis on the long-term nature and fairness of tourism development and taking human well-being as the fundamental measure of tourism development. The high-quality development of tourism insists on taking the overall development of humans as the ultimate goal and the bottom line of coordinated development of the economy, social culture, and environment, and it emphasizes the harmonious and sustainable development of multi-dimensional spatial scale. Most scholars established the evaluation system of high-quality tourism development from five dimensions of innovation, efficiency, green, openness, and sharing based on the new development concept [22]. Some scholars constructed an index system for tourism product quality, service quality, market quality, facility quality, and environmental quality [23]. In addition, a few scholars evaluated the high-quality development of tourism from the perspective of industrial integration [24].

Foreign studies on tourism industry quality have covered a wide range of aspects, including scenic spot service, product quality, quality management, enterprise performance, etc. [25–28], and now a relatively complete theoretical system has been formed. However, there are few discussions on the quality of tourism industry in China. Related scholars study the quality of tourism industry and its impact from an economic perspective, which can be divided into three categories. The first aspect is research on connotation composition [29–32]. Scholars believe that tourism industry quality has a wide range of connotations, including industrial development efficiency and structural optimization, as well as its interaction with society, economy, ecology, and tourists, and some scholars also point out that tourism industry quality is composed of industrial growth efficiency, internal structure, and environmental constraints [33,34]. The second aspect is the study of influencing factors [35,36]. Relevant scholars mainly discuss the impact of tourism public service supply, industry internal structure, resource endowment structure, and institutional quality on the quality of the tourism industry. The third aspect is research on ascension path [37,38]. Scholars proposed optimization of the ecological environment [39], enhancement of resource conversion efficiency [40], promotion of supply-side structural reform [41], improvement in policy support [42], and regional coordinated development [43] as being the effective ways of promoting the high-quality development of the tourism industry. With further research, more and more scholars realized that tourism development is faced with the problems of ecological environment pollution, resource inefficiency, and lack of innovation [44,45], emphasizing that high-quality development not only should focus on the economic benefits of tourism but also should improve people’s livelihoods, promote sustainable development, promote diverse synergy, and realize ecological civilization construction.

Throughout the research at home and abroad, the research perspective has become diversified, focusing on urban tourism, rural tourism, cultural and tourism integration, tourism economic development, tourism efficiency, and other aspects, and the research scale includes measuring the spatial pattern of tourism industry efficiency from a macro perspective and studying the quality perception of a certain scenic spot or scenic spot from a micro scale. To sum up, firstly, tourism is an important carrier for releasing the potential of domestic demand, promoting consumption upgrading, and smoothing the circulation of a national economy. Achieving high-quality development of tourism is not only a major realistic demand of the cultural and tourism industry and economic and social development but also an important topic of tourism science research. Secondly, most of the existing studies evaluate the quality level of the tourism industry from an intuitive perspective and lack measuring the deviation trend and degree between the actual quality level and the optimal quality level of tourism from the perspective of system health distance. Finally, the index system constructed by scholars mostly focuses on the economic benefit index and lacks the introduction of “Five Development Concepts” to build the evaluation index

system of high-quality development of tourism. Therefore, it is of great significance to analyze the spatiotemporal pattern of the high-quality development mismatch of tourism at the basin level.

Based on this, taking Taihu Lake Basin as an example, we undertook a systematic and comprehensive evaluation of the content system, characteristics of mismatch types, restricting factors, and inherent potential of the high-quality development of tourism. Firstly, the evaluation index system of high-quality tourism development was constructed scientifically based on the “Five Development Concepts”. Secondly, we used the health distance model to analyze the spatiotemporal characteristics of the high-quality development mismatch of tourism from 2010 to 2019. Thirdly, combining the obstacle degree model and qualitative comparative analysis of fuzzy set, we analyzed the main obstacle factors and formation mechanism of high-quality tourism development. Finally, development paths and suggestions for high-quality tourism development of Taihu Lake Basin are put forward.

This research not only has theoretical value but also has practical significance for the green and high-quality development of tourism of the Taihu Lake Basin and other regions. On the one hand, it can fill the gap in the research on high-quality tourism development from the new ideas and new perspectives at the basin scale and enrich the research content system of tourism development; on the other hand, it can provide guidance and reference for the transformation and upgrading and the improvement in the quality and efficiency of tourism and coordinated development of regions, which can promote China’s economic growth.

### 3. Materials and Methods

#### 3.1. Study Area

The Taihu Lake Basin consists of Shanghai, Hangzhou, Jiaxing, Huzhou, Suzhou, Wuxi, Changzhou, and Zhenjiang (Figure 1), which have rich tourist resources because of their advantageous geographical location and superior environment. In 2020, the total tourism revenue of the eight cities was about CNY 13048 billion, accounting for 12.07% of the regional GDP. As a green industry with low carbon and environmental protection, the tourism industry is of great significance for promoting the economic development of the region. However, in recent years, problems such as inefficient operation, environmental pollution, and slow industrial upgrading have been relatively prominent in the development process of the tourism industry, and there is still a gap in achieving the goal of high-quality development.

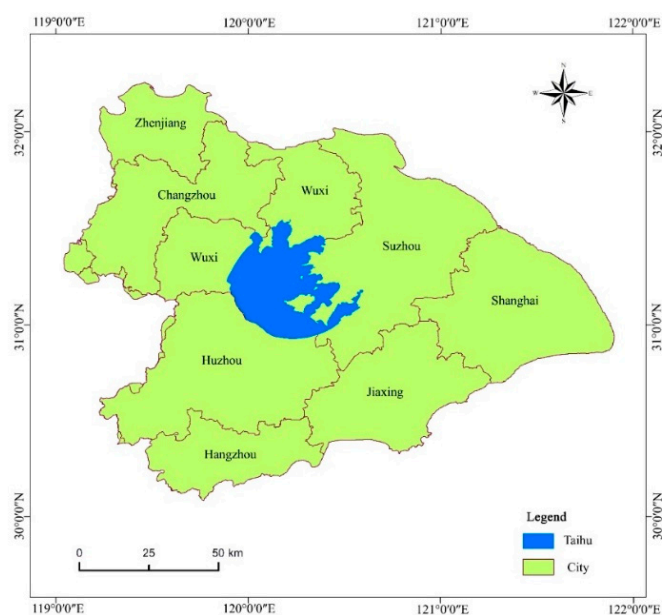


Figure 1. Study area.

### 3.2. Methods

#### 3.2.1. The Construction of the Evaluation Index System

Accurately grasping the connotation of high-quality development is the basis of scientifically constructing a high-quality evaluation index system of tourism. High-quality development emphasizes the high quality of the process and the results of economic system development, and it is a summary and continuation of the “Five Development Concepts”, including innovative development, coordinated development, green development, open development, and shared development. It was formulated on the basis of a profound review of the experience and lessons of development at home and abroad, and it was put forward in response to the prominent contradictions and problems in China’s development. Innovative development focuses on higher quality and efficiency to solve the problem of the driving force of development; coordinated development focuses on solving the imbalanced problem; green development gives high priority to ecological well-being and focuses on the harmony between man and nature; open development focuses on deeply integrating into the world economy to solve the problem of inter-linkage between domestic and external development; shared development focuses on improving people’s well-being and enhancing the sense of contentment and happiness.

On this basis, this study considered that high-quality tourism development is the comprehensive promotion of the quality and benefit of tourism, which includes the deeper green development concept, stronger innovation ability, better industrial structure, better supply quality, and higher comprehensive benefits. Therefore, we established an evaluation system of high-quality development of tourism that included the innovative development system representing the driving force of tourism development, the coordination development system testing tourism and social economy system, the green development system solving the tourism externalities and ecological symbiosis, the open system reflecting the internal and external linkage of tourism, the shared development system examining tourism publicity and public welfare, and the cultural and tourism resource system embodying the characteristics and development foundation of tourism (Table 1). In addition, considering that high-quality development pays more attention to the evaluation of the efficiency structure index, this study therefore mainly selected tourism labor productivity, tourism income growth rate and growth elasticity, tourism industry agglomeration degree, and so on as specific indicators.

**Table 1.** The evaluation index system of high-quality tourism development.

System Layer	Subsystem Layer	The Index Layer	Standard Value	Attribute	Weight ( $w_i$ )	Source of Standard Value
Innovative development system (IDS)	Innovation ability	Number of invention patents granted ( $X_1$ )	22,735	+	0.0358	Shanghai in 2019
		R&D spending ( $X_2$ )	1524.55	+	0.0297	Shanghai in 2019
		Carrier of scientific and technological innovation ( $X_3$ )	24,226	+	0.0553	Shanghai in 2012
		Number of individual employment ( $X_4$ )	1376.2	+	0.0297	Shanghai in 2019
	Human capital	Number of students majoring in tourism ( $X_5$ )	1758	+	0.0516	Shanghai in 2019
		Tourism labor productivity ( $X_6$ )	4012.03	+	0.0334	Zhenjiang in 2012
		Proportion of tourism employees ( $X_7$ )	14.95	+	0.0190	Shanghai in 2019
Coordinated development system (CDS)	Industry development	Growth rate of tourism revenue ( $X_8$ )	39.1	+	0.0187	Huzhou in 2015
		Tourism growth elasticity coefficient ( $X_9$ )	4.71	+	0.0193	Huzhou in 2015

Table 1. Cont.

System Layer	Subsystem Layer	The Index Layer	Standard Value	Attribute	Weight ( $w_j$ )	Source of Standard Value
Green development system (GDS)	System coordinating	Agglomeration degree of tourism industry ( $X_{10}$ )	2.73	+	0.0250	Huzhou in 2018
		Coordination of tourism industry and urbanization ( $X_{11}$ )	0.98	+	0.0296	Shanghai in 2019
		Coordination between tourism industry and economy ( $X_{12}$ )	0.801	+	0.0172	Shanghai in 2019
	Water ecological quality	Coordination between tourism and ecological environment ( $X_{13}$ )	0.798	+	0.0222	Suzhou in 2019
		Discharge of industrial wastewater ( $X_{14}$ )	5051.91	—	0.0111	Zhenjiang in 2019
		Production of industrial solid waste ( $X_{15}$ )	174.01	—	0.0069	Huzhou in 2016
	Air quality	Industrial soot emission ( $X_{16}$ )	0.44	—	0.0148	Zhenjiang in 2019
		Industrial sulfur dioxide emissions ( $X_{17}$ )	0.61	—	0.0108	Zhenjiang in 2019
	Environmental quality	The percentage of greenery coverage of built-up area ( $X_{18}$ )	46.35	+	0.0127	Huzhou in 2016
		Harmless treatment rate of household garbage ( $X_{19}$ )	100	+	0.0073	Suzhou in 2019
Open development system (ODS)		Urban domestic sewage treatment rate ( $X_{20}$ )	98	+	0.0125	Wuxi in 2019
Shared development system (SDS)	Cultural diffusion	Book publishing ( $X_{21}$ )	533,000	+	0.0688	Shanghai in 2019
		Cultural and artistic performances ( $X_{22}$ )	72,700	+	0.0509	Shanghai in 2019
	Foreign exchange	The utilization of foreign capital ( $X_{23}$ )	1,904,800	+	0.0295	Shanghai in 2019
		Proportion of tourism foreign exchange in foreign trade exports ( $X_{24}$ )	10.50	+	0.0266	Zhenjiang in 2010
		Proportion of inbound tourists in total tourists ( $X_{25}$ )	4.19	+	0.0231	Hangzhou in 2010
	Public service	Total bus passenger traffic ( $X_{26}$ )	71,696	+	0.0388	Suzhou in 2013
		Passenger volume by road, water, and civil air ( $X_{27}$ )	71,798	+	0.0320	Suzhou in 2013
		The number of broadband Internet access users ( $X_{28}$ )	890.15	+	0.0288	Shanghai in 2019
	Government investment	The quantity of books in public libraries ( $X_{29}$ )	8062.81	+	0.0480	Shanghai in 2019
		Investment in culture and sports ( $X_{30}$ )	1,334,582	+	0.0172	Suzhou in 2016
Cultural tourism resource system (CTRS)		Expenditure on public services ( $X_{31}$ )	3,671,600	+	0.0345	Shanghai in 2018
Tourism resources	Cultural protection	Total expenditure of maintenance projects in cultural relic protection units ( $X_{32}$ )	27,680	+	0.0306	Shanghai in 2019
		Museum expenditure ( $X_{33}$ )	131	+	0.0275	Shanghai in 2018
	Rural tourism attraction point density ( $X_{34}$ )	0.99	+	0.0597	Suzhou in 2010	
		Abundance of tourism resources ( $X_{35}$ )	0.26	+	0.0217	Shanghai in 2013

Note: Tourism labor productivity is the ratio of the number of domestic tourism receptions to the number of accommodation and catering employees; the proportion of people employed in tourism is the ratio of the number of people employed in accommodation and catering to the number of people employed in tertiary industry; the elasticity coefficient of tourism growth is the ratio of the growth rate of tourism income to the regional GDP growth rate; the agglomeration degree of tourism industry is the ratio between the proportion of regional tourism income in regional GDP and that of total tourism income; the coordination index of tourism industry with urbanization, regional economy and ecological environment is calculated by coupling method on the basis of reference of relevant scholars; rural tourism attraction point density is the ratio of the sum of orchard areas, tea garden areas, aquatic product breeding areas and forest areas to rural land areas.

### 3.2.2. The Health Distance Model

The health distance model was first applied by Chen Gao to the ecosystem evaluation system with reference to the idea of system set [46]. It is a method of evaluating whether the ecosystem is healthy or not. Later, it was introduced into the mismatch research of urban living environment, tourism economic system, and other fields. The model can scientifically measure the degree of deviation from the optimal allocation state between the various subsystems of the tourism industry and among the factors within the system. In this study, the healthy distance model was introduced into the measurement of the mismatch degree of high-quality tourism development. It was used to test whether the interference of the internal and external environment can lead the actual state of tourism system to deviate from its high-quality goal. Therefore, it can use the combined distance between the two states to measure the deviation degree of the tourism industry subsystem. Suppose that  $A$  and  $B$  are two different operating systems of tourism, where  $A$  is for the optimal state of tourism development system,  $B$  is for the actual state of tourism development system,  $X_{a1}, X_{a2}, \dots, X_{an}$  are for the internal factors of system  $A$ , and  $X_{b1}, X_{b2}, \dots, X_{bn}$  are the internal factors of system  $B$  (Figure 2). The specific calculation steps are as follows:

Firstly, the calculation method of the relative distance of the positive index is

$$h_i = \begin{cases} 0 & B(x_{bi}) \geq A(x_{ai}) \\ \frac{A(x_{ai}) - B(x_{bi})}{A(x_{ai})} & B(x_{bi}) < A(x_{ai}) \end{cases} \quad (1)$$

Secondly, the calculation method of the relative distance of the negative index is

$$h_i = \begin{cases} 0 & B(x_{bi}) \leq A(x_{ai}) \\ \frac{B(x_{bi}) - A(x_{ai})}{B(x_{bi})} & B(x_{bi}) > A(x_{ai}) \end{cases} \quad (2)$$

Finally, the relative comprehensive health distance from  $A$  to  $B$  is

$$HD(A, B) = \sum_{i=1}^n h_i \times w_j \quad (3)$$

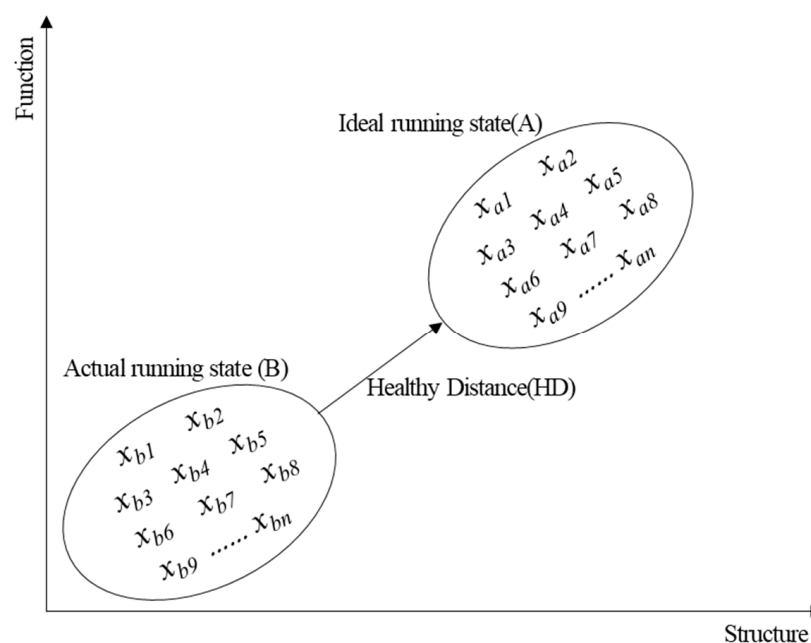
where  $HD(A, B)$  is relative healthy distance from  $A$  to  $B$ ;  $A(x_{ai})$  is the standard value of the high quality state of tourism industry;  $B(x_{bi})$  is the actual value of the operating state of tourism industry;  $h_i$  is relative healthy distance;  $w_j$  is the weight of the index  $j$ . The comprehensive health distance values are all distributed between 0 and 1, and the closer it is to 1, the greater is the mismatch degree of high-quality development of the tourism industry, and vice versa.

### 3.2.3. The Obstacle Degree Model

The obstacle degree model can determine the primary and secondary relationship and influence degree of each obstacle factor by ranking the obstacle degree [47]. In order to further clarify the influencing factors of the mismatch of high-quality development of tourism in the Taihu Lake Basin, we chose the obstacle degree model for analyzing the obstacles to high-quality development of tourism in the Taihu Lake Basin. The specific formula is as follows:

$$Y_{ij} = \frac{(1 - X'_{ij}) \times w_j}{\sum_{j=1}^m (1 - X'_{ij}) \times w_j} \times 100\% \quad (4)$$

where  $Y_{ij}$  is for the obstacle degree;  $X'_{ij}$  is the standardized value of index  $j$  of sample  $i$ ;  $w_j$  is the weight of index  $j$ .



**Figure 2.** The health distance method of tourism economic system mismatch.

### 3.2.4. Qualitative Comparative Analysis of Fuzzy Set

The method of qualitative comparative analysis (QCA) can analyze the causal relationship between conditional variables and result variables from a variety of perspectives, and it can provide logical ideas for the combination of different factors. In this study, we used the four-valued fuzzy set calibration method to transform the values of conditional variables and explanatory variables into the corresponding membership degree of fuzzy sets, which were, respectively, 0, 0.33, 0.67, and 1. The higher the value, the higher the membership degree. After the completion of the data conversion, the necessary conditions were analyzed through the results of consistency and coverage. The formula is as follows:

$$\begin{aligned} \text{consistency} : (X \leq Y) &= \sum \min(x_i, y_i) / \sum x_i \\ \text{coverage} : (X \leq Y) &= \sum \min(x_i, y_i) / \sum y_i \end{aligned} \quad (5)$$

where  $x$  and  $y$  are, respectively, the antecedent condition variables set and result variables set;  $x_i$  is the membership degree of  $X$ , and  $y_i$  is the membership degree of  $Y$ ; the thresholds for consistency and coverage are set at 0.8 and 0.9, respectively.

On this basis, this study took the mismatch degree of high-quality tourism development as the dependent variable, six subsystems as independent variables to conduct conditional configuration analysis, and carried out a standardized operation according to the consistency threshold, so as to obtain the matching combination path of promoting high quality development of tourism.

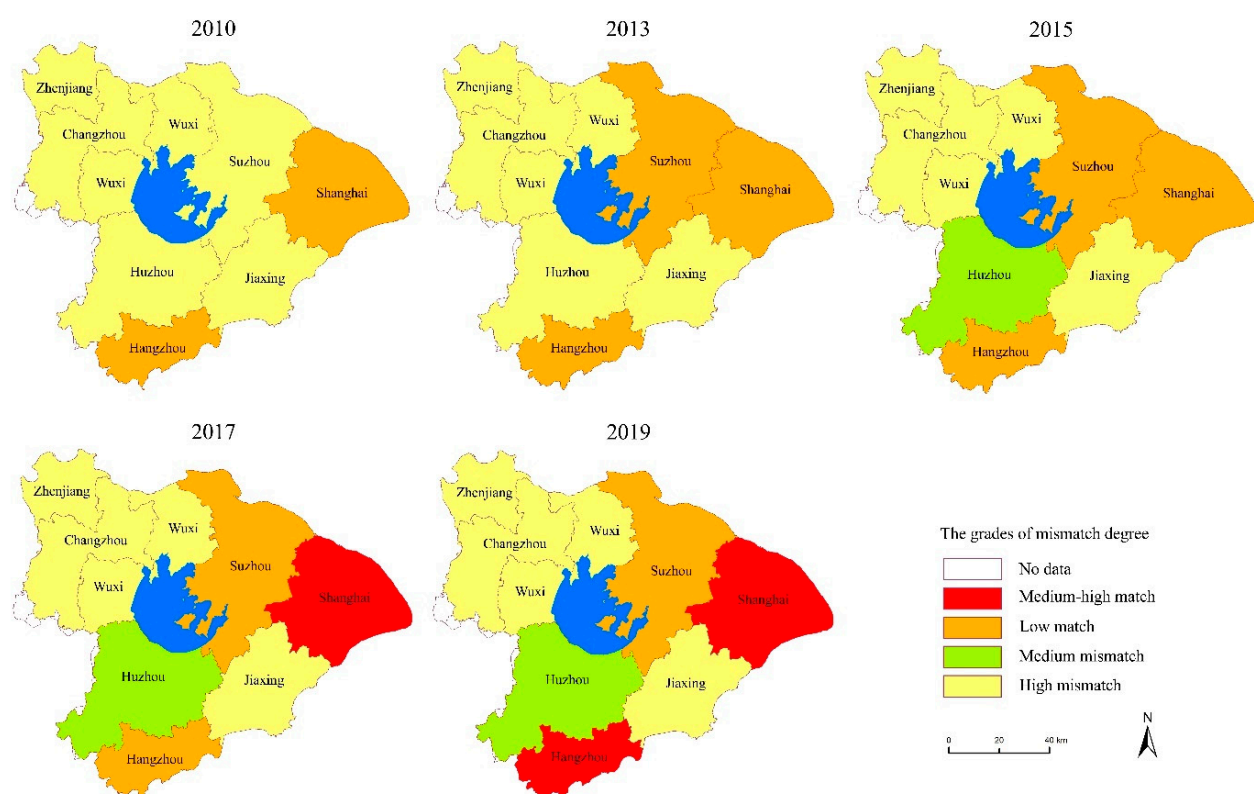
## 4. Empirical Results and Analysis

### 4.1. Analysis of the Whole Spatiotemporal Characteristics

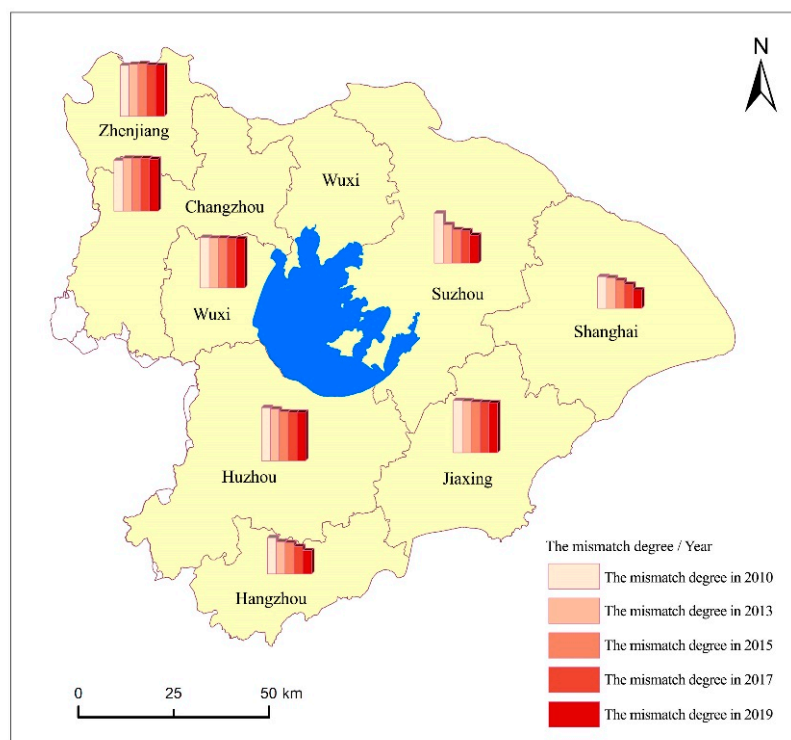
According to the calculation results of Formula (3), from 2010 to 2019, the mismatch degree of high-quality development of tourism in the Taihu Lake Basin presented a downward trend, and the mean value of mismatch degree decreased from 0.7117 to 0.6243, indicating a positive trend from the mismatch type to the matching type. The change in mismatch degree was divided into two stages, taking 2016 as the turning point. From 2010 to 2016, the mismatch degree showed an obvious tail-raising trend; from 2016 to 2019, the mismatch degree of Shanghai, Hangzhou and Suzhou decreased significantly, while the mismatch degree of other five cities showed a stable decline trend because of their similarities resources endowment and development mode of tourism. In 2019, the mismatch degree

of high-quality development of tourism showed polarization characteristics—namely, the relative differences among cities—and the gap between the lowest value in Shanghai (0.2890) and the highest value in Changzhou (0.8083) was about three times, indicating that the high-quality development of tourism in the Taihu Lake Basin was dominated by the mismatch type.

Based on the results calculated by the health distance model and referring to the related studies [48–50], the mismatch of high-quality tourism development of the eight cities in the Taihu Lake Basin was divided into four grades (Figure 3), including medium-high match (0.000–0.399), low match (0.400–0.605), medium mismatch (0.606–0.765), and high mismatch (0.766–0.872). As can be seen from Figures 3 and 4, the difference characteristic of the high-quality development of tourism was more obvious in spatial distribution, and the level of high-quality tourism development in Shanghai, Suzhou, and Hangzhou had been improved markedly from 2010 to 2019. In 2010, Shanghai and Hangzhou were the transitional type (low match), while the other six cities belonged to high mismatch type. In 2013, five cities still were the high mismatch type—namely, Zhenjiang, Changzhou, Wuxi, Huzhou, and Jiaxing—and there were already three cities in the transitional type because of the improvement of tourism development in Suzhou; in 2015, Huzhou was promoted to the medium mismatch type with the decrease in the mismatch degree of the high-quality development of tourism industry. Although the mismatch degree of the other seven cities decreased, the mismatch type did not change. In 2017, Shanghai’s mismatch degree decreased to 0.3759 and developed into the only city of the match type, while the other cities were still in the mismatch type. In 2019, Shanghai and Hangzhou had become the matching type, Suzhou was still in the transitional type, and Huzhou, Wuxi, Zhenjiang, Changzhou, and Jiaxing belonged to the mismatch type. However, the difference between Shanghai with the lowest mismatch degree and Changzhou with the highest mismatch degree was 0.5193, which further showed the uneven speed of high-quality development in tourism among cities of the Taihu Lake Basin.



**Figure 3.** The spatial distribution of mismatch grade in high-quality tourism development of the Taihu Lake Basin.



**Figure 4.** The temporal evolution of mismatch degree of high-quality tourism development at the city level.

#### 4.2. The Analysis of Six Major System Mismatch Degree

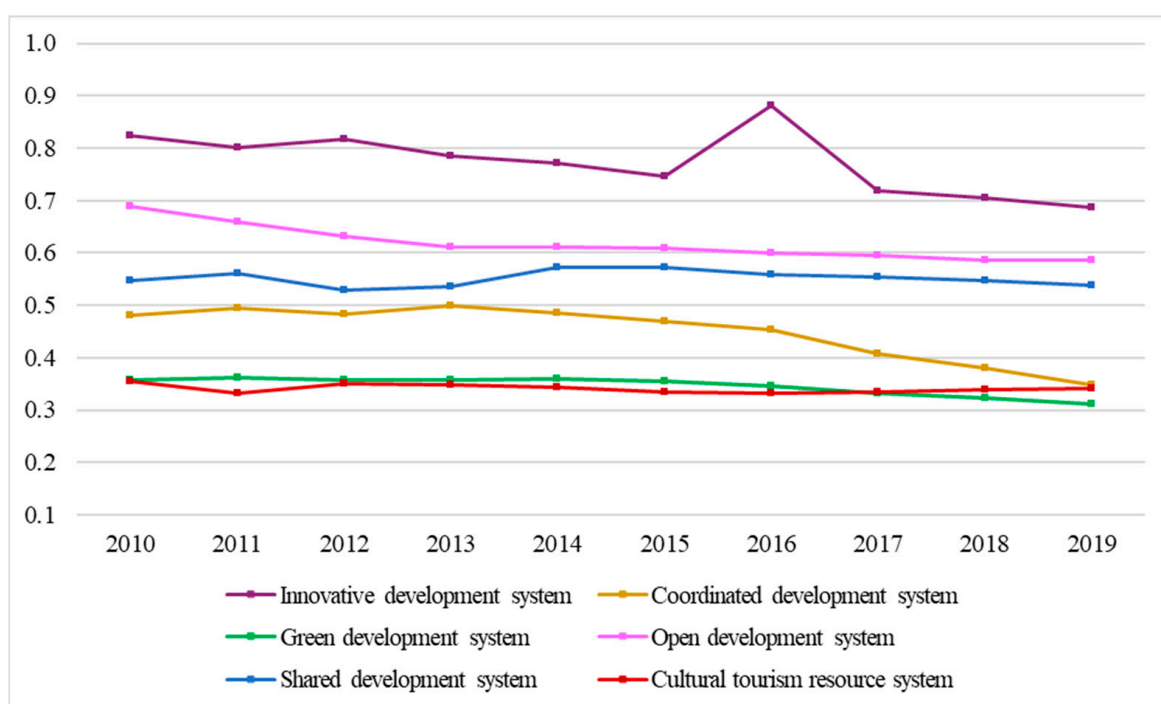
As for the mismatch degree of the six major systems (Figure 5), except for the green system and the cultural and tourism resource system, the other four systems had not reached the matching level. Among them, the green system and the cultural and tourism resources system were in the matching type, and the overall change was relatively stable, which indicated that the ecological governance effect in the Taihu Lake Basin was remarkable in recent years and that the development and protection of cultural and tourism resources were well coordinated; the mismatch degree of the sharing system was constantly reduced, reflecting the improvement in people's livelihoods in the region; the mismatch degree of the coordination system decreased significantly, and was promoted to the matching type in 2018, which truly reflected that economic environment was the guarantee of tourism development, ecological environment was the premise of tourism development, and urban progress was the driving force of tourism development; the mismatch degree of the innovation system presented a declining trend, but always remained at a high level, showing that the driving mechanism of innovation of the Taihu Lake Basin needed to be further improved; the mismatch degree of the open system was also decreasing, but it was always at the general mismatch level. Because the openness level of the Taihu Lake Basin was not high, and cultural and tourism communication channels were not smooth, it was urgent to break down administrative barriers and strengthen cooperation between the eight cities.

#### 4.3. The Analysis of the Formation Mechanism

##### 4.3.1. The Diagnosis of Obstacle Factors

This study introduced the obstacle degree model to identify the obstacle factors and influence degree of eight cities in the Taihu Lake Basin (Table 2 and Figure 6). In terms of the six systems, the innovation development system was the biggest obstacle affecting most cities. The values of obstacle degree of innovation development systems in Wuxi, Zhenjiang, Changzhou, Huzhou, Hangzhou, and Jiaxing were all over 26%. The main obstacle factors of Suzhou and Shanghai were the open development system and the coordinated development, respectively (Figure 6). In terms of the specific indicators,

expenditures for science, the number of tourism professional students, book publishing, and cultural and artistic performances were the common obstacle factors of mismatch type cities. For Wuxi, Zhenjiang, Huzhou, Changzhou, and Jiaxing, tourism human capital was the weak spot that hindered the development of the innovation system, poor cultural communication restricted the establishment of a tourism destination image and cultural exchange, and the density of rural tourism attractions was also a prominent obstacle factor. For Shanghai and Hangzhou, the density of attraction points of rural tourism was not high (Table 2). Therefore, it is urgent to further promote the in-depth development of cultural and tourism integration by optimizing and integrating rural tourism resources. In conclusion, the mismatch type was dominated by external environmental barriers, while the matching type was dominated by internal environmental barriers. That is to say, the more advanced the development was, the more attention was paid to the system coordination of tourism industry, foreign exchange income, and other self-development issues.

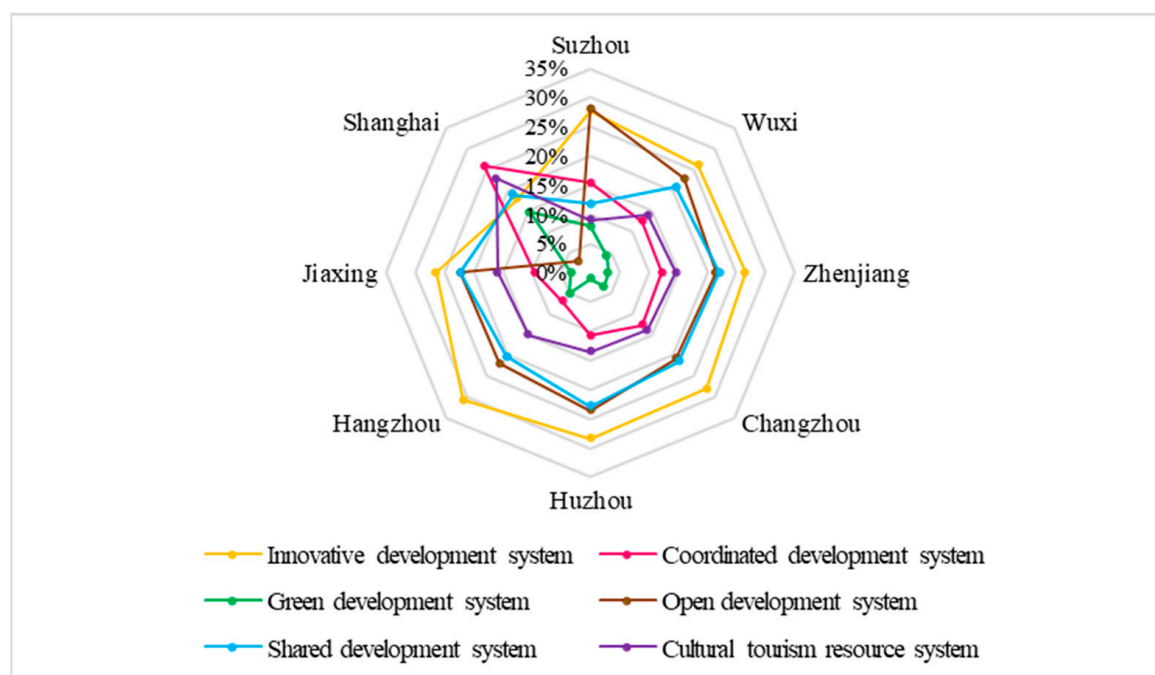


**Figure 5.** The changing trend of mismatch degree of six major systems in Taihu Lake Basin from 2010 to 2019.

**Table 2.** Obstacle factors and influence degree of high quality development mismatch of tourism.

The Types	Cities	The First Obstacle Factor	The Second Obstacle Factor	The Third Obstacle Factor	The Fourth Obstacle Factor	The Fifth Obstacle Factor
Mismatch type	Suzhou	X <sub>21</sub> (12.34%)	X <sub>5</sub> (7.26%)	X <sub>22</sub> (6.93%)	X <sub>3</sub> (6.52%)	X <sub>29</sub> (5.23%)
Mismatch type	Wuxi	X <sub>21</sub> (8.41%)	X <sub>31</sub> (6.85)	X <sub>22</sub> (6.20)	X <sub>5</sub> (5.90)	X <sub>3</sub> (5.60)
Mismatch type	Zhenjiang	X <sub>21</sub> (7.73)	X <sub>31</sub> (6.29)	X <sub>3</sub> (6.21)	X <sub>5</sub> (5.80)	X <sub>22</sub> (5.72)
Mismatch type	Changzhou	X <sub>21</sub> (7.92)	X <sub>3</sub> (6.06)	X <sub>31</sub> (5.81)	X <sub>5</sub> (5.72)	X <sub>22</sub> (5.66)
Mismatch type	Jiaxing	X <sub>21</sub> (7.99)	X <sub>31</sub> (7.13)	X <sub>22</sub> (5.97)	X <sub>3</sub> (5.96)	X <sub>5</sub> (5.89)
Transitional type	Huzhou	X <sub>21</sub> (8.46)	X <sub>3</sub> (6.98)	X <sub>5</sub> (6.45)	X <sub>22</sub> (6.33)	X <sub>31</sub> (6.18)
Match type	Shanghai	X <sub>31</sub> (22.86)	X <sub>26</sub> (15.19)	X <sub>6</sub> (13.21)	X <sub>10</sub> (9.89)	X <sub>8</sub> (6.59)
Match type	Hangzhou	X <sub>31</sub> (10.52)	X <sub>3</sub> (9.48)	X <sub>22</sub> (9.21)	X <sub>29</sub> (6.44)	X <sub>26</sub> (5.36)

Note: The alphabet codes of each obstacle factor are explained in Table 1.



**Figure 6.** The obstacle degree of high-quality development mismatch of tourism in the Taihu Lake Basin.

#### 4.3.2. The Analysis of Formation Mechanism

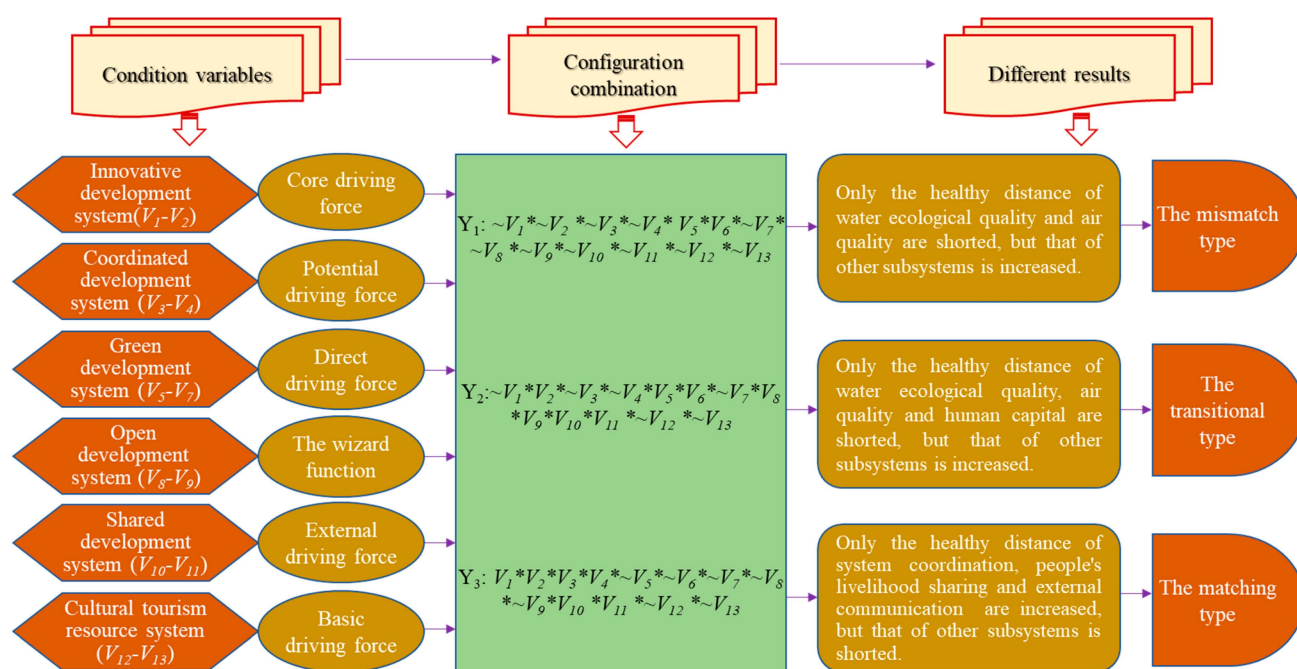
The above calculation results show that the obstacle factors of different mismatch type areas were different, and a single obstacle factor could hardly explain the dynamic mechanism that affected the high-quality tourism development of the Taihu Lake Basin. Therefore, using the QCA software, this study took the 13 subsystems as conditional variables ( $V_1 \sim V_{13}$ ) and the high-quality development mismatch degree of tourism as the result variables and tested whether all conditional variables were sufficient and necessary conditions for the result variables (Table 3). On the whole,  $V_4$  is the basic condition among all the variables. When it is in a state of imbalance, there will be disharmony between the tourism industry and socioeconomic environmental system, and the coordination and mutual promotion of multiple systems will fail, leading to the mismatch results; when it is in equilibrium state, there will be a benign mutual promotion effect between multiple systems, thus producing matching results. It can be seen that the imbalance and equilibrium of the system have significant negative and positive driving effects on the results.

As shown in Figure 7, there are three configuration combinations ( $Y_1, Y_2, Y_3$ ) that lead to mismatch.  $Y_1$  fits the mismatch type. Most of the conditional variables are in the mismatch state except for water ecological quality and air quality, which will inevitably aggravate the increase in the health distance gap;  $Y_2$  fits the transitional type. Compared with  $Y_1$ , this type of region pays more attention to the improvement in ecological environment and human capital;  $Y_3$  fits the matching type. Because the health distance of most antecedent condition variables are shortened, it will inevitably lead to matching results. However, there are still shortcomings in system coordination imbalance, people's livelihood sharing, and poor external communication.

**Table 3.** The ante-cause condition combination of high-quality development mismatch of tourism in the Taihu Lake Basin.

Conditional Variables	Matching Results			
	W1	W2	W3	W4
Sufficient innovation capacity ( $V_1$ )	●	◇	⊗	⊗
Diversification of human capital ( $V_2$ )	●	●	⊗	⊗
Orderly industrial development ( $V_3$ )	◇	●	●	◇
System coordination and balancing ( $V_4$ )	◇	⊗	⊗	⊗
Water ecological quality improved ( $V_5$ )	◇	◇	◇	◇
Air quality improvement ( $V_6$ )	◇	◇	◇	◇
Ecosystem resilience ( $V_7$ )	⊗	◇	◇	◇
Smooth cultural transmission ( $V_8$ )	●	◇	◇	⊗
Convenient foreign exchange ( $V_9$ )	●	◇	⊗	●
Improving public services ( $V_{10}$ )	●	◇	⊗	◇
People's livelihood shared satisfaction ( $V_{11}$ )	●	⊗	◇	⊗
Cultural protection in place ( $V_{12}$ )	◇	◇	◇	◇
Rich tourism resources ( $V_{13}$ )	◇	◇	◇	●
The consistency	1	1	1	1
Overall consistency			1	
Overall coverage			0.688	

Note: ● represents the existence of core conditions; ◇ represents the existence the edge condition; ⊗ represents the absence of the condition.

**Figure 7.** The influencing mechanism of the mismatch of high-quality tourism development. Note:  $V_n$  is positive antecedent condition;  $\sim V_n$  is negative antecedent condition; \* is the intersection symbol between variables;  $Y_1$ ,  $Y_2$ , and  $Y_3$  are three configurations leading to the mismatch of high-quality tourism development.

Therefore, it is obvious that the spatial-temporal pattern of high-quality tourism development in the Taihu Lake Basin is formed by six systems through a specific path (Figure 7). As the first of the “Five Development Concepts”, the innovation development system focused on solving the driving force of high-quality development of the tourism industry, while the number of invention patents granted, scientific expenditure, and human capital were the short board of tourism development in Changzhou, Wuxi, Zhenjiang, Jiaxing,

and Huzhou; the coordinated development system focused on solving the problem of the balanced distribution of tourism industry among cities and the coordinated development of social, economic, and ecological systems within the city. At present, although the coordination system in the Taihu Lake Basin belongs to the matching type, its actual level within the city was not high, with the existence of great differences; the green development system focused on solving the balance between the externality of tourism industry development and ecological environment construction, which was the direct driving force affecting the sustainable and healthy development of tourism; the open development system solved the problem of internal and external linkage of tourism development among different cities. Due to the lack of overall linkage in tourism development of the Taihu Lake Basin, it was not conducive to a display of the guiding function of the open development system; the shared development system belonged to the external driving force, which focused on solving the problems of publicity and public welfare of tourism development. In the Taihu Lake Basin, Shanghai, Hangzhou, and Suzhou had absolute financial advantages, and their public service supply capacity was relatively high, but other cities were relatively weak; the culture and tourism resources system was a prerequisite for the development of tourism. Except for Suzhou, the density of rural tourism attractions in other cities was not high, which was bad for the market-oriented development and high-quality development of the culture and tourism industry.

## 5. Discussion

### 5.1. Paths for Promoting High-Quality Development of Tourism

Through the systematic analysis of the empirical results (Table 3), it is known that the one-way path and the overall consistency in combined path were 1, which met the threshold requirements, and the overall coverage was 0.688, showing that the combination paths with different conditions could explain the reasons for the matching results to a great extent. Therefore, there are three types of combination paths that can promote the high-quality development of tourism in the Taihu Lake Basin.

Firstly, it is the development path of comprehensive-collaborative promotion. Shanghai and Hangzhou are suitable for this development path, in which the geographical advantages are prominent and innovation ability and relative advantages of tourism human resources are significant, attracting high-end talent. However, the obstacle factors of matching type are mainly internal environmental factors—that is, the higher the development stage, the more attention is paid to the internal development of tourism industry. Therefore, it is necessary to pay more attention to the coordinated development of the tourism industry inside and outside, to smooth cultural and travel communication, and to external communication channels to meet the satisfaction of people's livelihood, while at the same time further enhancing the capacity of tourism innovation and human resources to improve the high-quality development level of the tourism industry.

Secondly, it is the development path of communicative-sharing promotion. Suzhou belongs to the transitional type of the high-quality development of tourism, more suited to this type of development path. At present, poor cultural and tourism communication, imperfect public services, and low satisfaction of people's livelihood are the core resistance conditions leading to the mismatch pattern in Suzhou. However, Suzhou has its own distinctive tourism resources and has certain advantages in giving full play to the driving force of innovation and cultivating human capital to promote the transformation and upgrading of tourism and improve its quality and efficiency, which can achieve a new leap forward in tourism development.

Finally, it is the development path of innovative-resource-open promotion. Wuxi, Changzhou, Zhenjiang, Huzhou, and Jiaxing, which have high quality tourism resources, are suitable for the composite path. These five cities are faced with practical problems such as weak tourism development foundation, insufficient financial support, and lack of scientific and technological input, leading to weak innovation ability, lack of human resources, and poor cultural and travel communication. Therefore, it is urgent to make

up the disadvantages to highlight the advantages. In recent years, Wuxi, Changzhou, Zhenjiang, and Huzhou adhered to the path of ecological priority and green development; thus, ecological quality and environmental quality have been significantly improved, becoming the main advantages of the green and high-quality development of tourism.

### 5.2. Policy Recommendations

The dominant development system of mismatch type, transition type, and matching type is different, and the cooperation mechanism of high-quality development of tourism in the Taihu Lake Basin remains to be clarified. From this, cities of mismatch type and transition type should give priority to improving the external environment system of the tourism industry, such as improvements in the innovative system, green system, and sharing system, while the cities of matched type should focus on improving the industrial performance of tourism and promoting its coordinated development with the social and economic environment system. At the same time, the national vertical intervention should focus on the functional zoning and complementary advantages of the eight cities, aiming at the coordination of the six systems, to create a cooperative environment and the coordination order of the tourism industry in the Taihu Lake Basin, forming an efficient, long-term, and sustainable cooperation mechanism.

Shanghai, Hangzhou, Jiaxing, Huzhou, Suzhou, Wuxi, Changzhou, and Zhenjiang are different in the aspects of mismatch type characteristics, restrictive factors, and development advantages of the tourism industry. Therefore, according to the actual development status and the guidance of three combination paths, we put forward different development priorities for different cities of the Taihu Lake Basin. Shanghai should emphasize the optimization of high-quality tourism supply; innovation in the tourism development model, including online travel by live streaming, micro tourism, etc.; actively cultivate digital tourism enterprises; and build a new digital tourism ecosystem throughout the chain to improve quality and increase the performance of tourism. Hangzhou should promote the deep integration of culture and tourism and construct a modern tourism system based on cultural and ecological advantages. Suzhou should increase policy support for developing the tourism industry, improve the public service system, and focus on promoting rural tourism, red tourism, tourism performance, and other formats. Huzhou, based on the advantages of ecological and cultural resources, innovates the green development of tourism in the whole region, constructs the industrial system and governance system of leisure and vacation tourism, and enhances the influence of foreign tourism destinations. Wuxi should stimulate the innovation power of market subjects, promote the in-depth integration of tourism and other industries, and speed up the digital transformation of cultural and tourism industries. Changzhou should speed up the promotion of urban historical and cultural tourism and break through the bottleneck of rural tourism development to help revitalize rural tourism. Zhenjiang and Jiaxing should focus on stimulating the potential of cultural and tourism consumption and guide the upgrading of tourist attractions.

## 6. Conclusions

(1) The mismatch degree of high-quality development of tourism in the Taihu Lake Basin shows a downward trend from 2010 to 2019, with the phenomenon of “tail-raising” appearing in 2016, and has the characteristics of polarization. From a city perspective, Shanghai and Hangzhou are the matching type, Suzhou belongs to the transitional type, and Wuxi, Huzhou, Changzhou, Zhenjiang, and Jiaxing are the mismatch type. From the six systems perspective, except the green system and the cultural and tourism resource system, the other four systems are still in mismatch type.

(2) The dominant development systems of the different mismatch types are different. The mismatch cities are dominated by external environmental obstacles, while the matching cities are dominated by internal environmental obstacles, which shows that the more a city develops to the advanced matching stage, the more attention is paid to the internal development of the tourism industry, which is also an important reason that the mismatch

of the high-quality tourism development in the Taihu Lake Basin has been hovering for a long time.

(3) The high-quality development paths of tourism in the Taihu Lake Basin include comprehensive-collaborative promotion, communicative-sharing promotion, and innovative-resource-open promotion. On this basis, it is necessary to comprehensively improve the internal and external driving forces of tourism development, taking the coordination of six systems as the goal, creating a cooperative environment of the tourism industry in eight cities, coordinating the order and dislocation of complementary development, and forming an efficient, long-term, and sustainable cooperation mechanism.

(4) This research was subject to some limitations, which should be considered for further research. Due to the lack of a clear optimal standard for high-quality development of tourism, the standard set in the study was to refer to the value of a certain time point in the tourism development of eight cities, and its adaptability remains to be further discussed. Furthermore, this study used the healthy distance model to evaluate the mismatch degree of the high-quality development of tourism; whether it can truly and comprehensively reflect the objective reality needs to be further studied, especially in the prediction of mismatch state of high-quality tourism development in the future.

**Author Contributions:** The contribution of G.W. is formal analysis, funding acquisition, and writing—original draft; the contribution of L.Y. is methodology, investigation, and writing—review and editing. All authors have read and agreed to the published version of the manuscript.

**Funding:** This research was supported by the General Project of Philosophy and Social Science Research at the Universities of Jiangsu Province (2021SJA1601), Major Projects of the National Social Science Foundation (19ZDA189), National Natural Science Foundation of China (42001133), and Nantong Science and Technology Plan Project (JC2020172).

**Institutional Review Board Statement:** Not applicable.

**Informed Consent Statement:** Not applicable.

**Data Availability Statement:** Not applicable.

**Conflicts of Interest:** The authors declare no conflict of interest.

## References

1. Fan, J.; Wang, Y.F.; Wang, Y.X. High quality regional development research based on geographical units: Discuss on the difference in development conditions and priorities of the Yellow River Basin compared to the Yangtze River Basin. *Econ. Geogr.* **2020**, *40*, 1–11.
2. Richards, G. Culture and tourism: Natural partners or reluctant bedfellows? A perspective paper. *Tour. Rev.* **2019**, *75*, 232–234. [\[CrossRef\]](#)
3. Wang, J.; Zhen, C.H.; Zhang, W.C.; Wen, F. Development strategy for the Integration of marine culture and the tourism economy, with the Ultima Thule Scenic Spot in Sanya as an example. *J. Coastal Res.* **2020**, *106*, 29–33. [\[CrossRef\]](#)
4. Terkenli, T.S.; Georgoula, V. Tourism and cultural sustainability: Views and prospects from Cyclades, Greece. *Sustainability* **2022**, *14*, 307. [\[CrossRef\]](#)
5. Park, E.; Choi, B.K.; Lee, T.J. The role and dimensions of authenticity in heritage tourism. *Tour. Manag.* **2019**, *74*, 99–109. [\[CrossRef\]](#)
6. Harfst, J.; Sandriester, J.; Fischer, W. Industrial heritage tourism as a driver of sustainable development? A case study of Steirische Eisenstrasse (Austria). *Sustainability* **2021**, *13*, 3857. [\[CrossRef\]](#)
7. Kastenholz, E.; Carneiro, M.J.; Marques, C.P.; Loureiro, S.M.C. The dimensions of rural tourism experience: Impacts on arousal, memory, and satisfaction. *J. Travel Tour. Mark.* **2018**, *35*, 189–201. [\[CrossRef\]](#)
8. Milman, A.; Tasci, A. Exploring the experiential and sociodemographic drivers of satisfaction and loyalty in the theme park context. *J. Destin. Mark. Manag.* **2018**, *8*, 385–395. [\[CrossRef\]](#)
9. Li, H.H.; Wang, G.Q.; Niu, Y.Z. The development strategy of marine sports tourism based on cost theory under the Belt and Road Strategy. *J. Coast. Res.* **2020**, *112*, 112–115. [\[CrossRef\]](#)
10. Hassink, J.; Agricola, H.; Veen, E.J.; Pijpker, R.; Bruin, S.R.; Meulen, H.A.B.; Plug, L.B. The care farming sector in the Netherlands: A reflection on its developments and promising innovations. *Sustainability* **2020**, *12*, 3811. [\[CrossRef\]](#)
11. Shen, Y.; Sun, F.; Che, Y. Public green spaces and human wellbeing: Mapping the spatial inequity and mismatching status of public green space in the Central City of Shanghai. *Urban For. Urban Gree.* **2017**, *27*, 59–68. [\[CrossRef\]](#)
12. Tyndall, J. Waiting for the R train: Public transportation and employment. *Urban Stud.* **2015**, *4*, 1193–1197. [\[CrossRef\]](#)
13. Tao, S.; He, S.Y.; Luo, S. The influence of job accessibility on local residential segregation of ethnic minorities: A study of Hong Kong. *Popul. Space Place* **2020**, *26*, 1–11. [\[CrossRef\]](#)

14. Xiao, W.; Wei, Y.D.; Li, H. Spatial inequality of job accessibility in Shanghai: A geographical skills mismatch perspective. *Habitat Int.* **2021**, *115*, 102401. [[CrossRef](#)]
15. Wu, D.X.; Zhou, S.H. The matching pattern of housing-shopping space based on residents daily shopping behaviors: A case study of communities in Guangzhou, China. *Sci. Geogr. Sin.* **2017**, *37*, 228–235.
16. Xiao, C.; Chen, W.; Yuan, F. Relationship between job-housing spaces of Wuxi City and its influencing factors in 2000–2010. *Sci. Geogr. Sin.* **2014**, *34*, 137–146.
17. Mata, C.; Fuentes-Allende, N.; Malo, J.E.; Vielma, A.; Gonzalez, B.A. The mismatch between location of protected areas and suitable habitat for the Vulnerable taruka *Hippocamelus antisensis*. *Oryx* **2019**, *53*, 752–756. [[CrossRef](#)]
18. Weng, G.M.; Li, C.H.; Pan, Y.; Li, J.P. Analysis on the spatio-temporal evolution and formation mechanism of tourism public service mismatch: Taking nine provinces on the Silk Road Economic Belt as cases. *Ecol. Econ.* **2021**, *37*, 7.
19. Brandtner, C.; Lunn, A.; Young, C. Spatial mismatch and youth unemployment in US cities: Public transportation as a labor market institution. *Socio-Econ. Rev.* **2017**, *17*, 357–379. [[CrossRef](#)]
20. Ma, H.Q.; Lun, Y.C.; Xi, J.C.; Ge, Q.S. Spatial pattern of China's tourism economic system mismatch degree and its formation mechanism. *Geogr. Sci.* **2018**, *38*, 1329–1336.
21. Jamal, T.; Higham, J. Justice and ethics: Towards a new platform for tourism and sustainability. *J. Sustain. Tour.* **2021**, *29*, 143–157. [[CrossRef](#)]
22. Liu, Y.J.; Tang, J.X. Measurement and spatial-temporal evolution characteristics of high-quality development level of China's tourism. *Stat. Decis.* **2022**, *38*, 91–96.
23. Maria, R.M.; Moura, A.; Mónico, L.; Breda, Z. The economic dimension of quality in tourism: Perceptions of portuguese public decision makers at the local level. *J. Qual. Assur. Hosp. Tour.* **2019**, *20*, 273–295.
24. Lu, Y. The measurement of high-quality development level of tourism: Based on the perspective of industrial integration. *Sustainability* **2022**, *14*, 3355. [[CrossRef](#)]
25. Brzezińska-Wójcik, T.; Widz, M. Evaluation of the quality of tourist packages in Tunisia by Polish Tourists: A case study using the SERVPERF method. *Tourism* **2017**, *27*, 11–21. [[CrossRef](#)]
26. Kim, N.; Shim, C. Social capital, knowledge sharing and innovation of small- and medium-sized enterprises in a tourism cluster. *Int. J. Contemp. Hosp. Manag.* **2018**, *30*, 2417–2437. [[CrossRef](#)]
27. Cheng, T.E.; Wang, J.; Zhang, D.J.; Cao, M.M. TODIM method for evaluating the service quality of boutique tourist scenic spot with 2-tuple linguistic information. *J. Intell. Fuzzy Syst.* **2019**, *37*, 2075–2083. [[CrossRef](#)]
28. Alomari, B. Employee performance and quality management in the tourism sector case study of human resources management-employee performance Aqaba Hotel-Jordan. *Int. J. Pharm. Sci.* **2018**, *45*, 40–50.
29. Cheng, Q.; Luo, Z.; Xiang, L. Spatiotemporal differentiation of coupling and coordination relationship of the tea industry-tourism-ecological environment system in Fujian Province, China. *Sustainability* **2021**, *13*, 10628. [[CrossRef](#)]
30. Usman, O.; Elsalih, O.; Koshadh, O. Environmental performance and tourism development in EU-28 Countries: The role of institutional quality. *Curr. Issues Tour.* **2019**, *23*, 2103–2108. [[CrossRef](#)]
31. Balli, E.; Sigeze, C.; Manga, M.; Birdir, S.; Birdir, K. The relationship between tourism, CO<sub>2</sub> emissions and economic growth: A case of Mediterranean countries. *Asia Pac. J. Tour. Res.* **2019**, *24*, 219–232. [[CrossRef](#)]
32. Vicente, G.V.; Barroso, V.M.; Jiménez, F.J.B. Sustainable tourism, economic growth and employment: The case of the wine routes of Spain. *Sustainability* **2021**, *13*, 7164. [[CrossRef](#)]
33. Ruan, W.; Li, Y.; Zhang, S.; Liu, C.H. Evaluation and drive mechanism of tourism ecological security based on the DPSIR-DEA model. *Tour. Manag.* **2019**, *75*, 609–625. [[CrossRef](#)]
34. Liu, Z.; Lu, C.; Mao, J.; Sun, D.; Li, H.; Lu, C. Spatial-temporal heterogeneity and the related influencing factors of tourism efficiency in China. *Sustainability* **2021**, *13*, 5825. [[CrossRef](#)]
35. Sadeh, E.; Garkaz, M. Interpretive structural modeling of quality factors in both medical and hospitality services in the medical tourism industry. *J. Travel Tour. Mark.* **2018**, *36*, 1–15. [[CrossRef](#)]
36. Sun, P.P.; Xia, J.C. Spatial pattern and spatial effect of provincial tourism industry efficiency in China: From the perspective of quality output. *Econ. Manag. Stud.* **2017**, *38*, 10.
37. Yang, Y. Does internet improve the efficiency and quality of the Chinese tourism industry? An empirical test based on Chinese provincial Data (2004–2014). *Tour. Trib.* **2020**, *35*, 15.
38. Wang, S.P.; Qiao, H.F.; Feng, J. The spatial-temporal evolution of tourism eco-efficiency in the Yellow River Basin and its interactive response with tourism economy development level. *Econ. Geogr.* **2020**, *40*, 9.
39. Yue, R.B.; Han, Z.G. Study on the high-quality development of ecotourism of scenic spots along the Middle and lower Reaches of the Yellow River in flood season. *Soc. Sci.* **2020**, *35*, 38–43.
40. Wang, S.M.; Chu, Y.J.; Guo, A.X. Study on high quality development of tourism economy in 18 key provinces along the one belt and one road initiative: Based on the measurement of tourism resource conversion efficiency. *Geogr. Sci.* **2020**, *40*, 8.
41. Li, S.; Liu, A.; Song, H. Does tourism support supply-side structural reform in China? *Tour. Manag.* **2018**, *71*, 305–314. [[CrossRef](#)]
42. Hou, B.; Yang, J.; Yu, F.L. Deep integration of cultural and tourism for high-quality development: Connotation, motivation and mechanism. *Bus. Econ. Manag.* **2020**, *40*, 86–96.
43. Fang, S.M.; Huang, Y. Spatio-temporal evolutions and coordination of tourism efficiency and scale in the Yangtze River Economic Belt. *Acta Geogr. Sin.* **2020**, *75*, 1757–1772.

44. Butler, R. Sustainable Tourism in Sensitive Environments: A Wolf in Sheep's Clothing? *Sustainability* **2018**, *10*, 1789. [[CrossRef](#)]
45. Lai, Z.Z.; Ge, D.M.; Xia, H.B.; Yue, Y.L.; Wang, Z. Coupling coordination between environment, economy and tourism: A case study of China. *PLoS ONE* **2020**, *15*, e0228426. [[CrossRef](#)]
46. Chen, G.; Dai, L.M.; Ji, L.Z.; Deng, H.B.; Hao, Z.Q.; Wang, Q.L. Assessing forest ecosystem health I: Model, method and index system. *Chin. J. Appl. Ecol.* **2004**, *15*, 1743–1749.
47. Zhang, X.; Guo, W.; Bashir, M.B. Inclusive green growth and development of the high-quality tourism industry in China: The dependence on imports. *Sustain. Prod. Consump.* **2022**, *29*, 57–78. [[CrossRef](#)]
48. Shi, Z.; Xu, D.; Xu, L. Spatiotemporal characteristics and impact mechanism of high-quality development of cultural tourism in the Yangtze River Delta urban agglomeration. *PLoS ONE* **2021**, *16*, e0252842. [[CrossRef](#)]
49. Wang, Y.X.; Zhao, L.; Jin, R.H.; Qu, L.P. Spatio-temporal Evolution and Influence Factors of Basic Education Resource Mismatch in Shandong Province. *Resour. Dev. Mark.* **2019**, *35*, 243–248.
50. Zhang, S.; Zhang, G.; Ju, H. The spatial pattern and influencing factors of tourism development in the Yellow River Basin of China. *PLoS ONE* **2020**, *15*, e0242029. [[CrossRef](#)]