

## Article

# Towards Circular Economy Solutions for The Management of Rice Processing Residues to Bioenergy via Gasification

I. Vaskalis <sup>1</sup>, V. Skoulou <sup>2,3</sup> , G. Stavropoulos <sup>1</sup> and A. Zabaniotou <sup>1,\*</sup> 

<sup>1</sup> Biomass Group, Chemical Engineering Department, Faculty of Engineering, Aristotle University of Thessaloniki (AUTH), 54124 Thessaloniki, Greece; vaskalis95@gmail.com (I.V.); gstavrop@auth.gr (G.S.)

<sup>2</sup> B3 Challenge Group, Chemical Engineering Department, University of Hull, Cottingham Road, Kingston upon Hull HU6 7RX, UK; v.skoulou@hull.ac.uk

<sup>3</sup> Energy and Environment Institute (EEI), University of Hull, Cottingham Road, Kingston upon Hull HU6 7RX, UK

\* Correspondence: azampani@auth.gr; Tel.: +30-2310-99-6274

Received: 27 October 2019; Accepted: 12 November 2019; Published: 15 November 2019



**Abstract:** A techno-economic assessment of two circular economy scenarios related to fluidized bed gasification-based systems for combined heat and power (CHP) generation, fueled with rice processing wastes, was conducted. In the first scenario, a gasification unit with 42,700 t/y rice husks capacity provided a waste management industrial symbiosis solution for five small rice-processing companies (SMEs), located at the same area. In the second scenario, a unit of 18,300 t/y rice husks capacity provided a waste management solution to only one rice processing company at the place of waste generation, as a custom-made solution. The first scenario of a cooperative industrial symbiosis approach is the most economically viable, with an annual revenue of 168 €/t<sub>xy</sub> of treated rice husks, a very good payout time (POT = 1.05), and return in investment (ROI = 0.72). The techno-economic assessment was based on experiments performed at a laboratory-scale gasification rig, and on technological configurations of the SMART-CHP system, a decentralized bioenergy generation system developed at Aristotle University, Greece. The experimental proof of concept of rice husks gasification was studied at a temperature range of 700 to 900 °C, under an under-stoichiometric ratio of O<sub>2</sub>/N<sub>2</sub> (10/90 v/v) as the gasification agent. Producer gas's Lower Heating Value (LHV) maximized at 800 °C (10.9 MJ/Nm<sup>3</sup>), while the char's Brunauer Emmet Teller (BET) surface reached a max of 146 m<sup>2</sup>/g at 900 °C. Recommendations were provided for a pretreatment of rice husks in order to minimize de-fluidization problems of the gasification system due to Si-rich ash. With the application of this model, simultaneous utilization and processing of waste flows from various rice value chain can be achieved towards improving environmental performance of the companies and producing energy and fertilizer by using waste as a fuel and resource with value.

**Keywords:** circular economy; rice husks; waste management; CHP; gasification; economic assessment; ash pretreatment

## 1. Introduction

Biomass residues can contribute between 100 to 400 EJ/y to global energy supply [1]. Wood and agricultural residues, animal litter, food processing waste—such as rice husks and sewage sludge—are some types of biomass that could be upgraded and used as alternative solid biofuels. Lignocellulosic residues such as wood trimmings, straws from agriculture or even fruit kernels and nut shells could be upgraded from their solid form, which are difficult to handle, to an added value as solid biofuel of optimized properties. Waste from rice processing industries is not yet used to their full potential [1].

The above second generation feedstock for bioenergy production do not compete with the food industry, unlike the first generation feedstocks do. It is impressive that the worldwide agricultural waste generation is estimated at approximately 6.5 million t/y, while Europe is only responsible for 660,000 t/y of agricultural wastes [2]. Such residues can be converted efficiently into gaseous fuels (producer gas-syngas of medium to high heating value), through advanced thermal processes, such as gasification [3]. Gasification is a low CO<sub>2</sub> emitting technology for converting variable biomass feedstocks of low moisture contents (<50 wt %), high carbon, and a carbon to nitrogen ratio of C/N > 30, to an easier to handle gas fuel of a medium to high heating value [1].

The emerging concept of circular economy has been gaining a lot of attention, as the EU is focusing on a higher level of sustainability of engineering solutions related to waste management [4]. Adding value to agricultural waste via gasification and cogeneration of energy is vital for the development of circular economy concepts, especially for supporting developing countries and their emerging economies. Closing the loop of the previously linear energy generation processes while combining with waste management can help in facing waste and energy challenges in a resilient, sustainable and closing materials and energy loops society.

Circular economy presents an alternative model of production and consumption of waste and energy. It is a new development strategy which enables the ‘decoupling’ of resources used from the economic growth. It is recommended as an approach promoting sustainable development [5]. The traditional model of linear economies, which are based on using and discarding wastes and by-products, is not viable anymore. Circular economy provides a different flow model, where no resources are wasted; in contrary, they are considered as feedstocks [6]. Industrial symbiosis (IS) is a self-organizing business strategy among companies willing to cooperate to improve their economic and environmental performance by decreasing costs of their waste management, which the legislation’s frameworks impose [7].

Shifting traditional economies to a circular economy requires a realization of eco-innovations and sustainable engineering solutions. Via engineering, solutions aiming to close the loops of materials, energy cycles, and waste-to-value processes, can be supported. The transition to circular economy, however, requires many changes in the production, consumption, behavior and legislations, and in lifestyles [8].

Agricultural and agro-industrial wastes are organic substances which are discarded during processing of raw agricultural products, such as crops (straws, stalks), fruits (fruit stones and tree cuttings) and vegetables (dead leaves) [9]. Such wastes still have a high organic content [10]. They can be found in abundant quantities and their proper utilization can contribute greatly to achieving the targets of sustainability of the energy transition [11].

In the last few years, due to the increased production of agrifood products, the agro-industrial wastes consist of a major wasted matter [11,12]. Randomly abandoning large amounts of them in fields can result in soil and water contamination [12], increased emissions of methane as a result of their natural decompositions, and production of rainwater leachates.

Agricultural and agro-industrial wastes can be effectively used as alternative energy sources, usually after appropriate pretreatments [13] to make them or problematic solid fuels when valorized towards energy production. Using wastes from agriculture for energy generation to satisfy local energy needs help in protecting the environment, while providing a solution for the energy crisis peaks in energy demand of rural areas and resilience of rural areas of countries under development, which are heavily relying on agriculture.

Thermochemical treatments (pyrolysis and gasification) with low carbon footprint, are potential ways to improve resource efficiency, by reducing waste generation, reusing and recycling for waste-to-energy and/or waste-to-fuels production. While there have been considerable improvements in waste management, countries still ‘waste’ a significant amount of their wastes. In the EU, only 36% of  $2 \times 10^9$  t/year of wastes are recycled, with the rest being landfilled or burned, which is far from the estimated  $600 \times 10^6$  t/year of wastes that could be recycled or reused within the EU [14].

The objective of this work is to explore the feasibility of gasification-based options for the efficient utilization of rice husks produced by rice processing units, within circular economy approaches, providing effective waste management business solutions for the region, along with recommendations for an appropriate pretreatment of the rice husk residue (Si-rich ash) for an efficient operation of the gasifier. The aim is not to bring technical innovation beyond the state of the art but to use a technology that proved its innovation. This is the SMART-CHP technology, a prototype gasification-based system designed and developed at the Aristotle University, Greece, funded by a LIFE+ project, which is the system this study is based on. The experimental proof of concept of rice husks gasification, performed in a laboratory experimental reactor brings new data about rice husk gasification product's yields, which are used to assess techno-economically assess two proposed scenarios: one scenario that represents a collaborative industrial symbiosis solution for the management of all produced in the area rice wastes from the operation of five rice processing units, compared with a second scenario that delivers a more classical solution in waste management, serving to one only customer, which in this case is one rice processing SME. Finally, the study aims to provide some recommendations for a technically viable rice waste fluidized bed based-gasification system coupled with an internal combustion engines (ICE) for combined Heat and Power (CHP) generation. The insights of the study can support rice processing business in circular processes implementation at micro level to spread new forms of product design, by moving from one-off resource synergies to a systematic application of resource synergies, to increase resource productivity and competitiveness.

### 1.1. Agricultural Waste Management Systems

Effective management of agricultural waste (AWMS) has become a pressing issue for policy makers [9]. An AWMS is a planned management system consisting of six functions: production, collection, transfer, storage, treatment, and utilization of waste. All previous components are necessary in a manner that any management practice sustains or enhances the quality of air, water, soil and energy sources [15]. These functions can be combined, or rearranged when needed [9], in order to achieve sustainability in agricultural practices.

Treatment is used to describe all functions that reduce the toxic potential of the waste, while increasing its beneficial use [15]. This can be achieved by following the '3R Approach' (reduce, reuse and recycle). Higher efficiency is guaranteed when applying the 3Rs in a hierarchical order [9].

The main utilization practices of agricultural/agro-industrial waste are:

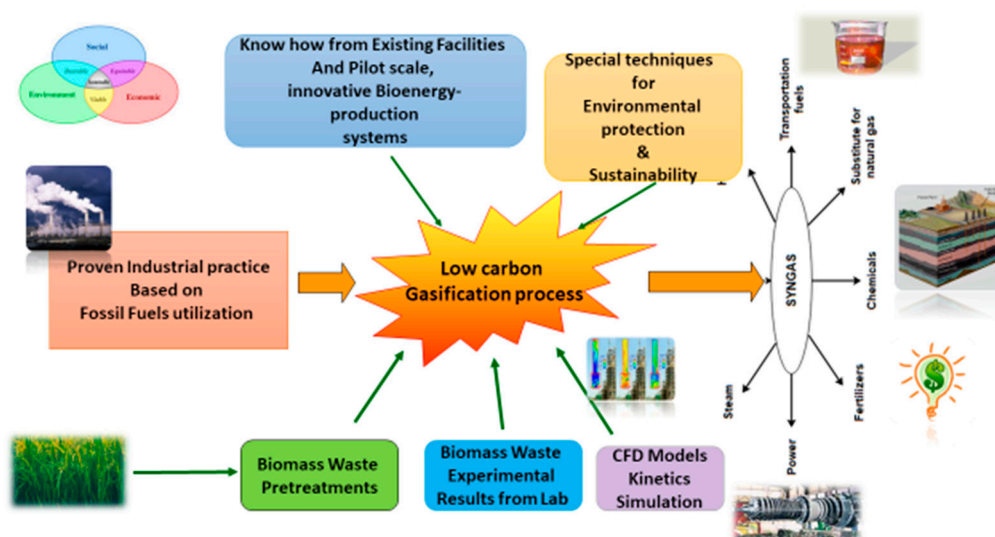
- Fertilizer production: Agricultural waste can be used very effectively as fertilizers aiming at increasing the organic content of the soil, improving soil structure and reducing the application of conventional chemical-based fertilizers [12].
- Anaerobic co-digestion: A very effective agro-waste exploitation method of optimizing biomethanization of several organic waste [2].
- Pyrolysis: Agricultural waste can be converted to bio-oil, char and low heating value gas [8].
- Gasification: Agricultural waste can be converted to syngas, a high heating value gas that can be used as fuel in many applications [16].
- Animal feed: Crop residues are characterized by a high fiber content, are low in protein, starch and fat, and can therefore be used as animal feed [9].
- Adsorption: Because of their loose surface, porous, mechanical strength and chemical stability, agricultural waste is a natural source of an economic adsorbent material [10].
- Construction materials: Agricultural waste can be used in the production of several construction materials, especially concrete [17].

### 1.2. Thermochemical Treatment: Gasification-Based for Energy Production

Subject of the gasification experimentation of the present study is rice husks, a waste produced from rice cultivation, first domesticated nearly 8500–13,500 years ago in China. Following corn, rice is the second most cultivated crop worldwide [18].

Rice husks, deriving from rice production industries, can be further exploited under mainly four routes: (a) upgraded and used as energy carrier for CHP generation and fuels production, (b) in agriculture (fertilizer additives), (c) as feedstock for non-energy uses, in chemical industries (substrate for zeolites) and (d) as additives in construction materials [18] for the building sector. The presence of minerals makes it an attractive feedstock for zeolites production, ceramics and concrete [19].

Gasification is a thermochemical process which converts organic matter, either biomass originated, or fossil-fuel based carbonaceous materials, into fuel. This is realized by thermochemically decomposing them in a gasification agent, which can be air, oxygen or steam [20]—depending on the end-product downstream use. The main product of gasification is the producer gas, a mixture of carbon monoxide and dioxide, hydrogen, methane, ethane, propane and other hydrocarbons. Producer gas contains a high proportion of  $H_2$  and CO (syngas), which can be either directly used to generate power, or refined and used as the feedstock for synthetic fuels [21]. The syngas's major exploitation options are presented in Figure 1.



**Figure 1.** Schematic diagram showcasing the major options for the exploitation of syngas produced from rice husks.

Existing technologies for the exploitation of the energy content of gaseous fuels are the internal combustion engines (ICEs), gas turbines (GT) while some are in the development stage (fuel cells). Such technologies can offer a wide range of power efficiencies, depending on the quality of the producer gas, that also depends on the conversion process and nature of the solid fuel.

Fluidized bed (FB) pyrolysis and gasification technologies are the prevailing ones, due to various advantages, such as good heat and mass transfer rates, homogeneous temperature profiles, and efficient conversion of fuel [22]. Due to high minerals content—especially silica—appropriate pretreatment of rice residues is needed. It requires removal of ash when this waste is to be processed in fluidized bed system for energy generation to avoid de-fluidization of the reactor.

When it comes to utilization of lignocellulosic biomass residues in FB gasification, in order to align well with the EU policies related to climate change, resource efficiency, environmental protection, and biomass residues need to be upgraded in terms of both energy and material content closed loops [13].

## 2. Materials and Methods

The production of rice is estimated approximately to 750,000,000 t/y worldwide [23], while the production of rice husks, which is the waste from rice processing industries, is estimated to 180,000,000 t/y. Most of the rice production takes place in Asia [24], but rice cultivation is also practiced in other countries all around the globe. In Greece, the production of rice reaches 240,000 t/y, the majority of which is produced in Norther Greece, while nearly 20,000 t/y are imported and processed.

### 2.1. Rice Husks Physicochemical Characteristics

The rice husk accounts for approximately 25 wt % of the total paddy weight (whole grain). As herbaceous waste has a very low bulk density (100 kg/m<sup>3</sup>) it needs a considerable storage volume [25]. It has a high content of minerals (ash), mainly silica (SiO<sub>2</sub>) [19], which can be transformed into crystalline when heated at high temperature, creating severe problems in Fluidized Bed Gasification (FBG) based energy generation systems.

The ultimate and proximate analysis of rice husk waste is depicted in Table 1.

**Table 1.** Ultimate and proximate analysis of rice husks used for the gasification experiments and comparison with data from the literature.

Ultimate Analysis (wt %, d.a.f)			
This Study		[25]	
Carbon, C	35.8	36.0	
Hydrogen, H	5.0	5.20	
Oxygen, O <sup>1</sup>	59.0	38.0	
Nitrogen, N	0.2	0.3	
Sulfur, S	n.a.	0.04	
Proximate Analysis (wt %, a.r)			
Moisture (wt %)	9.5	n.a.	
Volatiles (wt %)	68.4	67	
Fixed Carbon (wt %)	3.11	15	
Ash (wt %)	16.3	18	
Higher Heating Value (MJ/kg)	11.9	14.50	
Brunauer Emmet Teller (BET) surface area (m <sup>2</sup> /g)	61.25	n.a.	

<sup>1</sup> By difference.

Rice husk has a low inherent moisture content (<10 wt %) and a ratio C/N > 150, making it appropriate for thermochemical processing, such as gasification. However, the ash content, and especially silica, is very high compared to other herbaceous biomass wastes [26]. Samples of the Greek rice type 'Agrino', produced from the homonymous company, which is the largest rice producer in Greece, were analyzed. Their minerals content is depicted in Table 2. The higher heating value of the rice husk waste used in this study was calculated from higher heating value estimation equation (Equation (1)) shown below [27]:

$$HHV = 0.3536 \times \text{FixedCarbon} + 0.1559 \times \text{Volatiles} - 0.0078 \times \text{Ash} \left( \frac{\text{MJ}}{\text{kg}} \right). \quad (1)$$

**Table 2.** Chemical analysis of the major ash components of rice husk waste produced by the Agrino company in Greece [25].

Chemical Component	Concentration (mg/kg, Dry)
Aluminium (Al)	115
Potassium (K)	2794
Sodium (Na)	72
Calcium (Ca)	1256
Silicon (Si)	81,180
Chlorine (Cl)	684
Magnesium (Mg)	383
Iron (Fe)	186
Phosphorous (P)	376
Titanium (Ti)	5
Manganese (Mn)	220

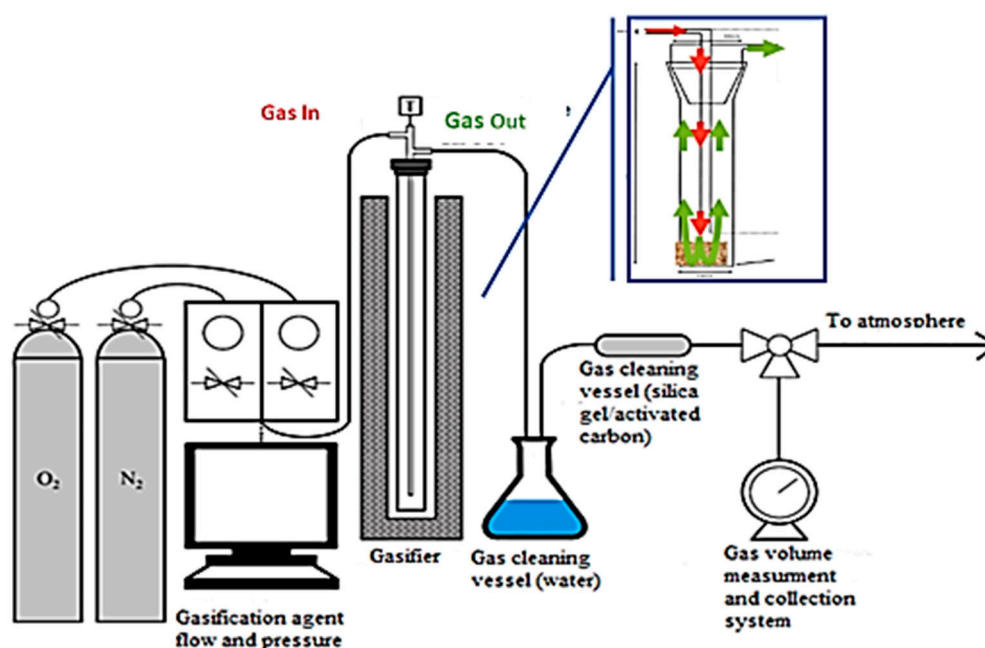
## 2.2. Experimental Study

For the present study, the effect of gasification temperature on locally sourced rice husk waste, from rice processing industries located in Northern Greece, was studied. A mixture of oxygen and nitrogen, as the gasification agent (90 v/v% N<sub>2</sub>, 10 v/v% O<sub>2</sub>) was used, at conditions deemed suitable for herbaceous biomass waste gasification.

Important design parameter for the gasification experiments is the ER, which is defined as the ratio of the actual amount of oxidizing agent provided for oxidation to the theoretical amount needed for the biomass complete combustion.

Experiments were conducted with samples of 5 g of rice husks, over a temperature range of 700 to 900 °C, with an under-stoichiometric oxygen amount (10/90 O<sub>2</sub>/N<sub>2</sub>), a value experimentally found to be suitable for low temperature gasification, in order to reach a suitable gas quality.

A laboratory scale gasifier was used for performing the gasification experiments in order to investigate the yields of producer gas and solid by-products. The experimental rig is depicted in Figure 2.

**Figure 2.** Schematic representation of the laboratory gasification system.



More details of the experimental rig configuration and analysis of the produced gas can be found in previous published works of the authors [28,29].

### 3. Results—Proof of Concept

The gasification experiments were conducted at the temperature range of 700 to 900 °C, with under-stoichiometric conditions of oxygen supply (10/90 O<sub>2</sub>/N<sub>2</sub>). The effect of temperature on the gasification producer gas quality, yield, and energy efficiency were studied.

To achieve the stability of the reactor's operation in real scale systems, different feeding rates (carbonaceous waste/gasification medium) were applied thought adjusting the ER ratio. Heavy volatiles (tar) release were calculated as mass balance closure (on top of the light volatiles release measured by a water displacement unit). The gas LHV was calculated and the capability of gas composition detection with our GC system, which however could not detect all minor species, i.e., C<sub>3</sub>H<sub>x</sub> etc., which add to the LHV of the gas.

#### 3.1. Effect of Temperature on Rice Husks Producer Gas Quality

The effect of gasification temperature on the composition of the producer gas derived from rice husk gasification is depicted in Figure 3.

As Figure 3 depicts, CO<sub>2</sub> concentration follows a downward trend increasing the gasification temperature, while CO increases (34 v/v% at 900 °C), indicating the promotion of gasification reactions. Hydrogen (H<sub>2</sub>) shows a slight increasing trend, with a maximum concentration achieved, of 16 v/v%, at 900 °C. Maximum methane (CH<sub>4</sub>) concentration is achieved at 800 °C, while ethane and ethylene light hydrocarbons (C<sub>2</sub>H<sub>x</sub>) were detected in particularly low concentrations in the gaseous stream.

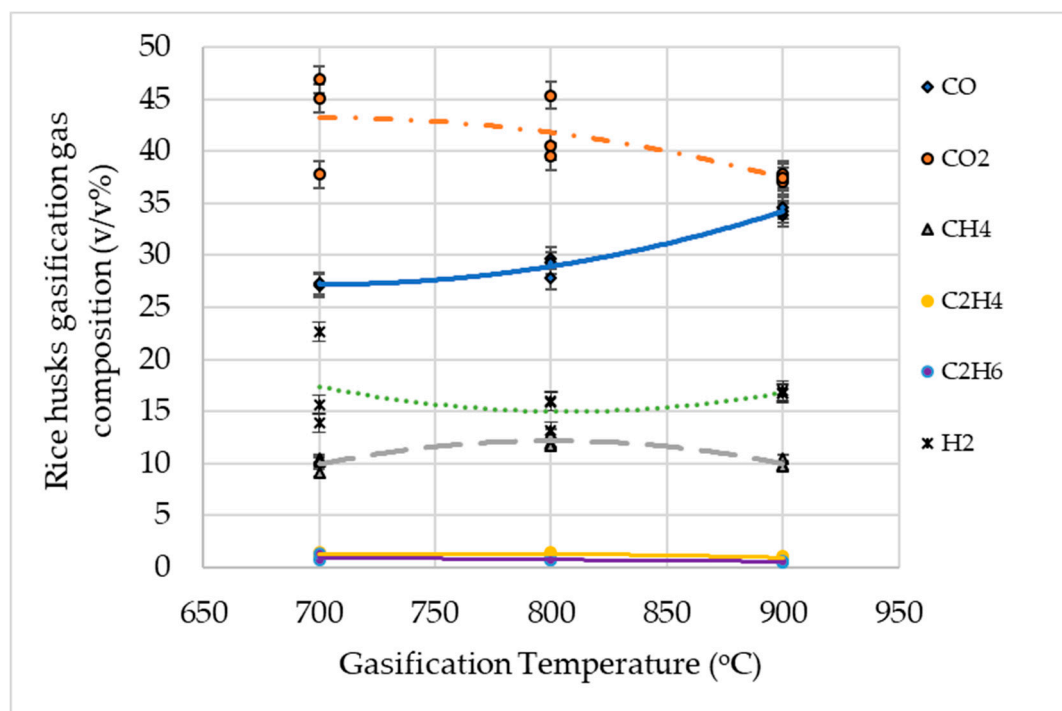


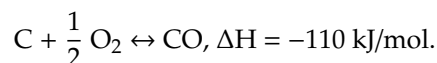
Figure 3. Effect of the rice husk gasification temperature on producer gas quality (N<sub>2</sub> free).

The following reactions (simplified model) can help in explaining the syngas concentration trends, as depicted in Figure 3.

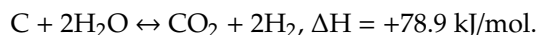
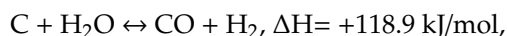
Oxidation:



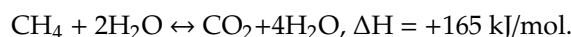
Partial Oxidation:



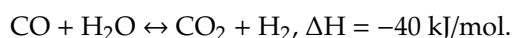
Steam reaction:



Methane reforming reactions:



Water gas reaction:

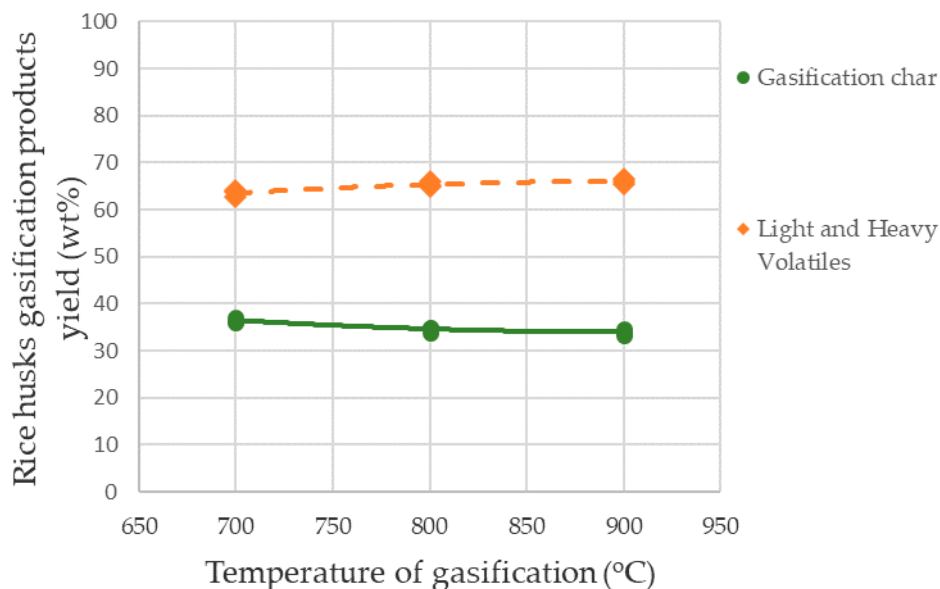


Boudouard Reaction:



The decrease in CO<sub>2</sub> concentration could be attributed to the Boudouard reaction, which takes place at a higher temperature range compared to the Water Gas Shift reaction. Therefore, CO production and CO<sub>2</sub> consumption are favored. Moreover, methane reforming reactions affect the CH<sub>4</sub> concentration, which is reduced at higher gasification temperature.

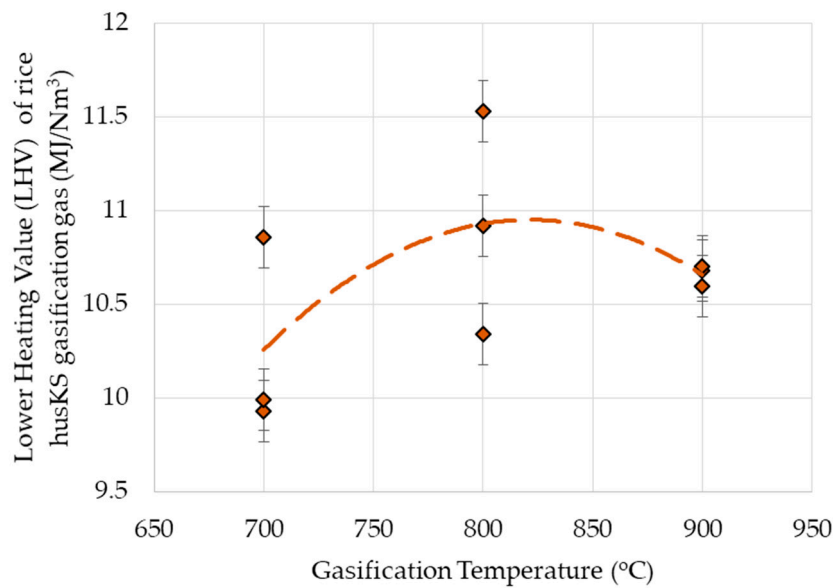
The increase of the gasification temperature had a slight decreasing effect on the rice husk char yield (wt %), and in the yield of the light and heavy volatiles mixture (gaseous), (wt %) (Figure 4).



**Figure 4.** Effect of rice husk gasification temperature (°C) on the main gasification products yield.

The effect of gasification temperature on the LHV of the producer gas from rice husk is depicted in Figure 5. It is maximized at 800 °C (10.9 MJ/Nm<sup>3</sup>).





**Figure 5.** Effect of rice husk gasification temperature (°C) on the lower heating value (LHV) of the producer gas.

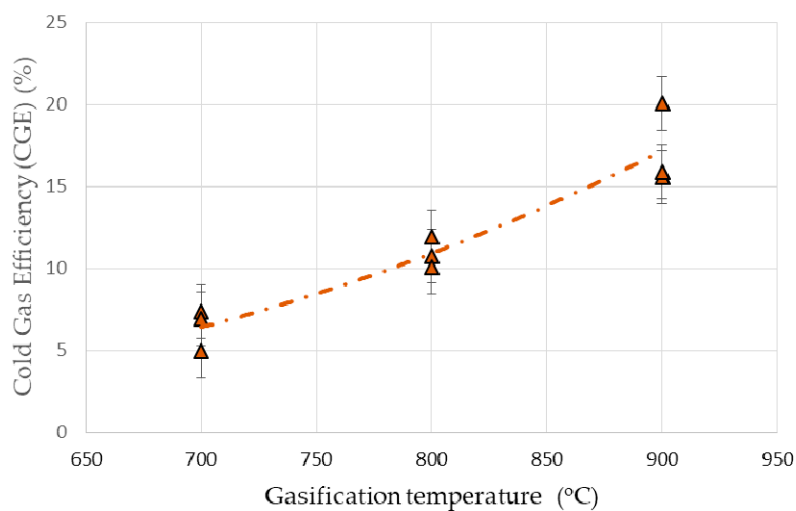
### 3.2. Cold Gas Efficiency (CGE) and Carbon Conversion Efficiency (CCE)

In order to assess the gasification efficiency for energy production, cold gas efficiency (CGE) and carbon conversion efficiency (CCE) were calculated. CCE indicates the percentage of the energy content of the rice husk waste, which inherited to the producer gas and can be calculated from the following equation (Equation (2)) [29]:

$$CGE = \frac{LHV_{gas} \times V_{gas}}{LHV_b \times F_b}, \quad (2)$$

where  $LHV_{gas}$  is the producer gas's lower heating value;  $V_{gas}$  is the produced gas volume;  $LHV_b$  is the lower heating value of the rice husks; and  $F_b$  is the rice husk feed.

The CGE of the rice husks calculated at 900 °C, is 17%, (Figure 6). It was evident that there was a positive effect of temperature by increasing the CGE.



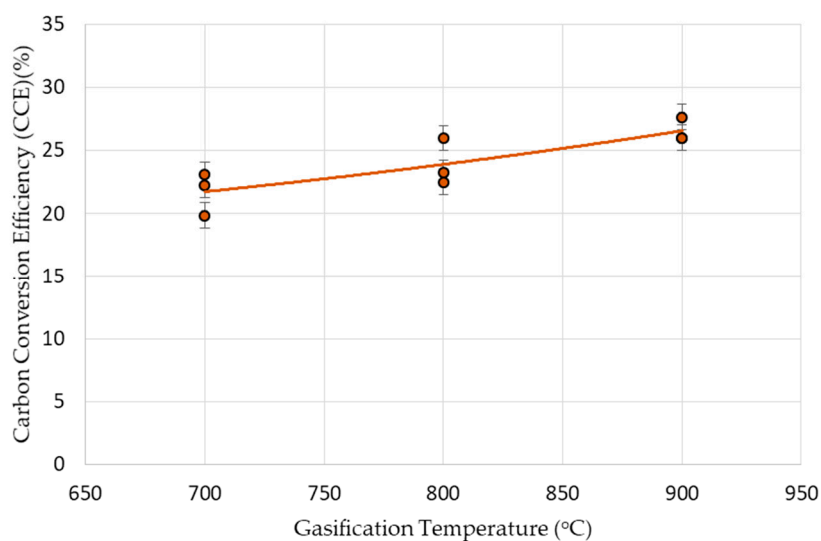
**Figure 6.** Effect of rice husk gasification temperature (°C) on cold gas efficiency (CGE).

Carbon conversion efficiency (CCE) expresses how much of the inherent carbon from the biomass waste migrates to the produced gas. The equation used for calculating the CCE is shown below (Equation (3)) [29]:

$$CCE = \frac{[12 \times V_{gas}(CO\% + CO_2\% + CH_4\% + 2 \times C_2H_x\%) \times 100\%]}{C_b\% \times 22.4}, \quad (3)$$

where  $V_{gas}$  is the produced gas volume;  $CO\%$  is the volume percentages of gaseous species in the producer gas; and  $C_b$  the wt % of carbon in the rice husk feed.

The maximum of CCE (27%) was obtained at 900 °C. The effect of temperature on CCE is depicted in Figure 7.



**Figure 7.** Effect of rice husk gasification temperature (°C) on carbon conversion efficiency (CCE) (%) of the gasification process.

### 3.3. Rice Husk Char BET Surface Area

From the analysis, it is evident that the rice husk gasification char exhibits a relatively good Brunauer-Emmet-Teller (BET) specific surface area, which makes it an attractive candidate for the use as a solid enhancement medium in agriculture. It seems that by increasing the temperature of rice husk gasification, the BET surface area of its char displays an upward trend, with a value of 146 m<sup>2</sup>/g achieved at the tested gasification temperature of 900 °C (Figure 8). This represents an increase of BET of 128% compared to the BET of raw rice husk. This is an early indication that the gasification char could even possibly be good as an activated carbon substrate to tackle water pollution or soil enhancement medium.

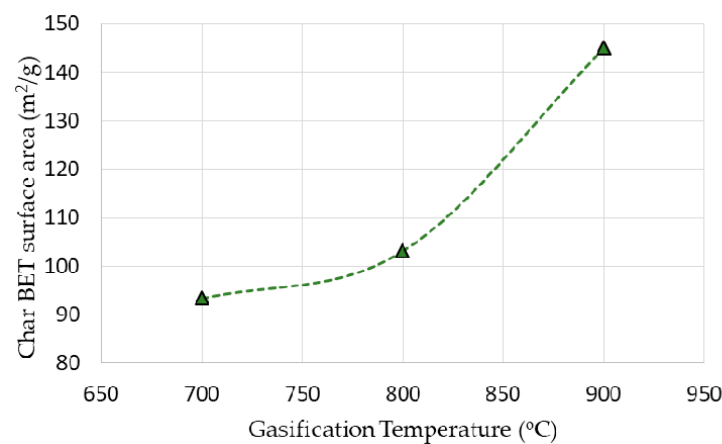


Figure 8. Effect of gasification temperature (°C) on gasification char's surface area (BET).

#### 4. Techno-Economic Assessment

An economic evaluation of the two fluidized bed gasification-based for CHP scenarios, using the configurations of the SMART-CHP technology [30–33] was conducted, aiming to provide rice waste management solutions for an area of Central Macedonia region in Greece, where most of the rice processing plants are located.

Scenario 1 refers to a central standalone industrial symbiosis plant of gasification-based unit for CHP, providing a collaborative waste management solution to the total amount of rice husks produced in the area by five rice processing small and medium enterprises (SMEs), proposing a circular economy scenario, as shown in Figure 9A.

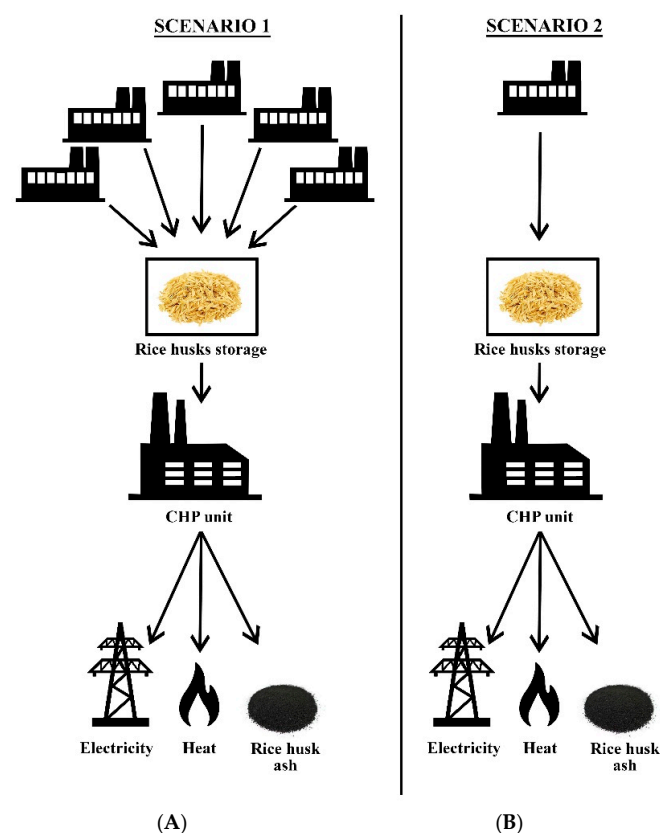


Figure 9. A schematic representation of scenarios: (A) Scenario 1: Industrial symbiosis, standalone bioenergy plant with waste inputs from five local rice processing SMEs (B) Scenario 2: Custom-made bioenergy plant for in situ use of rice husk produced by one rice-processing SME.

Scenario 2 refers to a smaller scale unit, serving only one rice processing plant, providing a custom-made waste management solution, as shown in Figure 9B.

As Figure 9 depicts, in both scenarios, rice by-products are used as feedstocks and processed in the rice processing gasification plant coupled with an Internal Combustion Engine (ICE) to produce CHP. Electricity and heat can either be sold or used to cover the system's energy needs. The produced gasification bottom ash can be used as a fertilizer if appropriate characteristics occur. The whole system can provide a circular economy approach by closing energy and material loops.

#### 4.1. Description of the Technology SMART-CHP

The technology SMART-CHP was used in this study. It was designed and developed at Aristotle University, Greece by the authors' team and was funded by EU, the LIFE+ program, under the project SMART-CHP (LIFE08 ENV/GR/000576). The SMART-CHP project aimed to demonstrate an innovative, small-scale, mobile power production unit, which used the agricultural residues generated in rural areas, which is where large amounts of biomass waste are available. This versatile unit can operate close to the place of feedstock origin, thus minimizing transportation and logistics cost. The unit consisted of a fluidized bed gasification reactor combined with an internal combustion engine that has been adjusted to work on produced gas for electrical power and heat. The SMART-CHP technology [30–32] is a coupled FB gasification-internal combustion engine (ICE) unit. The prototype produced 12 kW<sub>th</sub> and 5 kW<sub>el</sub> by utilizing solid agricultural waste as feed streams. A start-up company emerged from this technology—the BIO2CHP—which enables the use of raw residual biomass for on-site and small-scale energy production, converting agro-industrial waste into valuable commodity decreasing both energy and waste disposal costs, improving profitability and the overall environmental impact. Utilizing innovative methods and techniques developed through research in the Aristotle University of Thessaloniki, Greece, BIO2CHP bypasses the up-to-date technical limitations and allows the use of raw residual biomass for the small-scale and on-site energy production. Depending on the residues' type, BIO2CHP technology becomes financially viable for as low as 100 tons of residues per year. The system's operation is fully controlled and monitored through a cloud-based software. More information on the technology and its operation indicators can also be found in previous published works [30–32].

The technical and economic data of the SMART-CHP system is shown in Table 3, while more details can be found in previous published work [33].

**Table 3.** Characteristics of the SMART-CHP bioenergy generation technology [33].

Maximum Capacity (tn/yr)	Electrical Efficiency, $\eta_e$ %	Thermal Efficiency, $\eta_{th}$ %	Equipment Cost (€)	Operating Cost (€/KWh <sub>el</sub> )
35	6	42	25,000	0.06

#### 4.2. Economic Analysis of the Two Scenarios

A preliminary feasibility study was conducted for the two CHP scenarios using data of the SMART-CHP technology. The first scenario (Scenario 1) is focused on an industrial symbiosis circular of economy approach by studying a CHP system utilizing all rice husk amount produced in the region resulting to a capacity of 42,700 t/y of rice husks. Fixed and operational costs were calculated. Transportation cost was not taken in consideration, being on the side of the producer of wastes.

In order to calculate all costs of the CHP unit, fixed capital ( $I_f$ ) was estimated from Equation (4) [34]:

$$I_f = I_{FB} \left( \frac{Q}{Q_B} \right)^x \left( \frac{MS}{MS_B} \right), \quad (4)$$

where  $I_{FB}$  is the fixed capital for the SMART-CHP unit and  $Q_B$  its capacity. This was categorized as a chemical plant by the Greek legislation framework, and therefore  $x$  is considered to be 0.6 (valid for chemical installations).

The investment cost and the operating cost analysis for the first scenario are presented in Tables 4 and 5, respectively.

**Table 4.** Scenario 1: Investment cost analysis.

Cost Type	Percentage of Machinery Value (%)	Cost (€)
<b>I. Direct Costs</b>		
i. Machinery value	100	1,777,280
ii. Machinery installation	47	835,320
iii. Control systems	18	319,910
iv. Pipelines	66	1,173,010
v. Electronics	11	195,500
vi. Buildings	18	319,910
vii. Land improvement	10	177,730
viii. Services	70	1,244,100
<b>Total direct investment costs</b>	340	6,042,750
<b>II. Indirect Costs</b>		
i. Supervision	33	586,500
ii. Construction	41	728,680
<b>Total direct and indirect investment costs</b>	414	7,357,940
iii. Contractor payment		
iv. Contingencies	21	373,290
<b>III. Fixed Capital I+II</b>	42	746,460
<b>IV. Working Capital <math>I_w</math></b>	477	8,477,630
<b>Total Investment Cost I</b>	86	1,528,460
	563	10,006,090

**Table 5.** Scenario 1: Operating cost analysis.

Cost Type	Cost Estimation	Operating Cost (€/y)
<b>I. Production Cost</b>		
<b>A. Direct cost</b>		
i. Raw materials		0
ii. Occupational costs		365,130
iii. Supervision	15% A(ii)	54,770
iv. Utilities		$4.8 \times 10^6$
v. Maintenance/Repairs	5% $I_f$	423,880
vi. Materials	0.75% $I_f$	63,580
vii. Lab expenses	10% A(ii)	36,510
<b>B. Permanent cost</b>		
i. Insurance	1% $I_f$	84,780
ii. Taxes	1% $I_f$	84,780
iii. Depreciation	10% $I_f$	847,760
<b>Γ. Additional cost</b>	60% [A(ii)+A(iii)+A(v)]	506,270
<b>Total production cost</b>		7,267,460
<b>II. General Expenses</b>		
A. Administration expenses	5% A(ii)	18,260
B. Distribution/sales cost	4% (I+II)	303,570
<b>Total general expenses</b>		
<b>III. Total Operating Cost I + II = 7,589,290</b>		
i. Contingencies	2.5% III	189,730
<b>IV. Total</b>		<b>7,779,020</b>

As presented in Table 4, the total Investment cost for the Scenario 1 reached 10,000,000 €, while the operating cost was estimated to approximately 7,800,000 € (Table 5)—assuming that the raw rice husk cost is zero.

Based on the data provided by the SMART-CHP unit and the selling prices of the products [35], the total production and cash inflow (S) could be calculated for scenario 1. The total cash inflow (S) for the first scenario could be calculated based on Table 6 specifications, as  $S = 20.6 \times 10^6$  €/y and then the Gross profit (R) calculated based on Equation (5) [33]:

$$R = S - C = 12,820,980 \text{ €/y.} \quad (5)$$

**Table 6.** Scenario 1: Cash inflows.

Product	Quantity	Selling Price	Cash Inflow (€/y)
Electricity	$70.4 \times 10^6 \text{ KWh}_{el}$	0.1 €/KWh <sub>el</sub>	$7.04 \times 10^6$
Thermal energy	$181 \times 10^6 \text{ KWh}_{th}$	0.065 €/KWh <sub>th</sub>	$11.76 \times 10^6$
Rice husk char	14,945 t	120 €/t	$1.8 \times 10^6$

In order to calculate the total revenues, the following assumptions were made:

- The unit's lifespan is  $N = 10$  years.
- Depreciation is linear.
- Flat tax rate is  $t = 0.4$ .
- Depreciation coefficient for tax purposes is  $d = 1/N = 0.1$ .
- Depreciation coefficient for fixed capital is  $e = d$ .

The total revenue was calculated using Equation (6) [34]:

$$P = R - eI_f - (R - dI_f)t = 7,183,932 \text{ €/y.} \quad (6)$$

Moreover, two important indicators for the feasibility, ROI and POT, of the unit were calculated by using Equations (7) and (8) [34]:

$$ROI = \frac{P}{I_f + I_w}, \quad (7)$$

$$POT = \frac{I_f}{P + e \times I_f}. \quad (8)$$

In Table 7 all economic and technical data for Scenario 1 are depicted.

**Table 7.** Scenario 1: Technical and economic data for the unit.

Capacity (Rice Husk, t/y)	42,700
Electricity production (KWh <sub>el</sub> /y)	$70.4 \times 10^6$
Thermal energy production (KWh <sub>th</sub> /y)	$171 \times 10^6$
Rice husk char production (t/y)	14,945
ROI	0.72
POT	1.05
Annual revenue (€/y)	$7.2 \times 10^6$
Total revenue (€/t)	168

Scenario 2 focuses on a unit of a smaller scale that serves only one rice processing plant to provide a custom-made waste management solution. Its capacity is of 18,300 t/y rice husk. Following the same procedure as above, the investment and operating costs for the Scenario 2 were calculated. Similarly,



with Scenario 1, all economic and technical data for the second scenario are depicted in Table 8, while in Table 9, results on the operating costs on Scenario 2 are given.

**Table 8.** Scenario 2: Investment cost analysis.

Type of Cost	Percentage of Machinery Type (%)	Cost (€)
<b>I. Direct Costs</b>		
i. Machinery value	100	1,068,980
ii. Machinery installation	47	502,420
iii. Control systems	18	192,420
iv. Pipelines	66	705,530
v. Electronics	11	117,590
vi. Buildings	18	192,420
vii. Land improvement	10	106,900
viii. Services	70	748,290
<b>Total direct investment costs</b>	340	3,634,540
<b>II. Indirect Costs</b>		
i. Supervision	33	352,760
ii. Construction	41	438,280
<b>Total direct and indirect investment costs</b>	414	4,425,580
iii. Contractor payment		
iv. Contingencies	21	224,490
<b>III. Fixed Capital I + II</b>	42	448,970
<b>IV. Working Capital I<sub>w</sub></b>	477	5,099,040
<b>Total Investment Cost I</b>	86	919,320
	563	6,018,360

**Table 9.** Scenario 2: Operating costs analysis.

<b>Scenario 2</b>		
Type of Cost	Cost Estimation	€/y
<b>I. Production Costs</b>		
<b>A. Direct costs</b>		
i. Raw materials		0
ii. Occupational costs		305,230
iii. Supervision	15% A(ii)	45,790
iv. Utilities		2,073,390
v. Maintenance/Repairs	5% I <sub>f</sub>	254,950
vi. Materials	0.75% I <sub>f</sub>	38,240
vii. Lab expenses	10% A(ii)	30,520
<b>B. Permanent costs</b>		
i. Insurance	1% I <sub>f</sub>	50,990
ii. Taxes	1% I <sub>f</sub>	50,990
iii. Depreciation	10% I <sub>f</sub>	509,900
<b>Γ. Additional costs</b>	60% [A(ii)+A(iii)+A(v)]	363,580
<b>Total production cost</b>		3,723,590
<b>II. General Expenses</b>		
A. Administration expenses	5% A(ii)	15,260
B. Distribution/sales cost	4% (I+II)	155,790
<b>Total general expenses</b>		
<b>III. Total Operating Costs I + II = 3,894,640</b>		
i. Contingencies	2.5% III	97,370
<b>IV. Total</b>		3,992,010

Total operating costs (C) for the Scenario 2 are:

$$C = 3,992,010 \text{ €/y.}$$

Based on the data provided for the SMART-CHP unit, total production and cash inflows were calculated as shown in Table 10, for the Scenario 2.

**Table 10.** Scenario 2: Cash Inflows.

Product	Quantity	Selling Price [33]	Cash Inflow (€/y)
Electricity	$31 \times 10^6$ KWh <sub>el</sub>	0.1 €/KWh <sub>el</sub>	$3.1 \times 10^6$
Thermal energy	$77.8 \times 10^6$ KWh <sub>th</sub>	0.065 €/KWh <sub>th</sub>	$5.1 \times 10^6$
Rice husk char	6405 t	120 €/t	7,686,00

Total cash inflow (S) for the second scenario can be calculated based on Table 9.

$$S = 8.96 \times 10^6 \text{ €/y.}$$

Gross profit (R) is calculated based on the following equation:

$$R = S - C = 4.98 \times 10^6 \text{ €/y.} \quad (9)$$

Total revenue (P) is calculated from the equation:

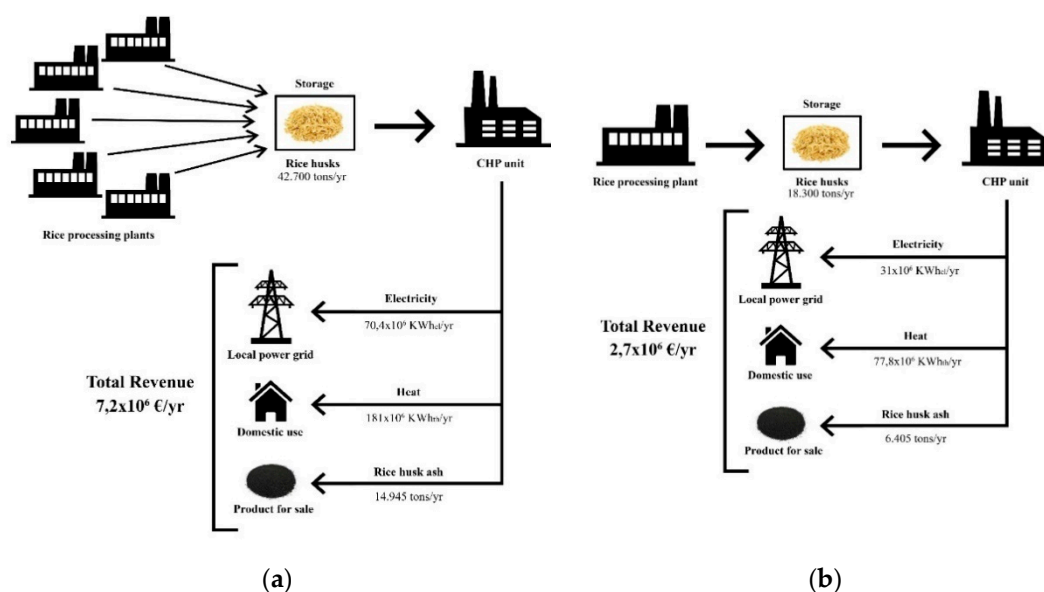
$$P = R - eI_f - (R - dI_f)t = 2,678,656 \text{ €/y.} \quad (10)$$

The second scenario is depicted in Figure 10b, along with the results of the study (Table 11).

**Table 11.** Scenario 2: Technical and economic data for the unit.

Capacity (Rice Husk t/y)	18,300
Electricity production (KWh <sub>el</sub> /y)	$31 \times 10^6$
Thermal energy production (KWh <sub>th</sub> /y)	$77.8 \times 10^6$
Rice husk ash production (t/y)	6405

Scenario 1 is depicted in Figure 10a and compared to Scenario 2, as shown below in more detail (Figure 10b).



**Figure 10.** Economics of rice husk gasification for CHP production. (a) Scenario 1 and (b) Scenario 2.

Based on the economic evaluation of the two scenarios shown in Table 12, both scenarios are viable, with annual revenues of  $7.2 \times 10^6$  € and  $2.7 \times 10^6$  €, respectively. Scenario 1—despite its larger capacity and higher operating cost—is the most efficient investment, with a ROI = 0.72 and POT = 1.05, and a higher revenue per produced rice husk waste of 168 €/t, in comparison with Scenario 2 which led to 146 €/t of rice husk.

**Table 12.** Comparative analysis of the two scenarios.

	Scenario 1	Scenario 2
Capacity (t/y)	42,700	18,300
Electricity production (kWh <sub>el</sub> /y)	$70.4 \times 10^6$	$31 \times 10^6$
Thermal energy production (kWh <sub>th</sub> /y)	$181 \times 10^6$	$77.8 \times 10^6$
Rice husk ash production (t/y)	14,945	6405
Operating cost (€/y)	$7.8 \times 10^6$	$4 \times 10^6$
Annual cash inflows (€/y)	$20.6 \times 10^6$	$8.9 \times 10^6$
ROI	0.72	0.44
POT (in years)	1.05	1.6
Annual revenues (€/y)	$7.2 \times 10^6$	$2.7 \times 10^6$
Total revenue per rice husk ton (€/t)	168	146

## 5. Discussion and Recommendations

Realization of any scale of bioenergy projects should demonstrate not only safe, but also efficient and stable in long-term operation. Fluidized bed (FB) technology is widely used in coal gasification and is the most transferable method of energy generation from conventional fuels to renewables.

Ash melting is an issue of great importance for a successful operation of the FB systems due to bed agglomeration problems, resulting in an unexpected shut down of the system, with potential economic loss and quite intensive labor costs, prevailing their industrial application. Solving the ash problem is vitally important to enable viable bioenergy production [36]. When agro residues are to be exploited in FB gasification systems, they need to be pre-treated in order to meet required specifications and not create operational problems, because they contain large amounts of ash.

### 5.1. Indicators for Technical Risk Assessment

Rice straw is rich in silica, which is transferred in the gasification ash, with a melting temperature well below the working temperature range of gasifiers ( $>800$  °C), [36,37]. Rice ash constituents such Na, K, Cl, Ca, Si interact with the bed material forming eutectic mixtures, while the melting point reduces. This creates serious bed agglomeration problems, especially when silica interacts with silica sand (SiO<sub>2</sub>) beds, which is the usual cheap bed material.

The Greek rice husk is dominated by Si, Ca, Mg, and K, while it is a phosphorous-poor waste feedstock, (Table 2).

In this study, some indicators are used in order to assess the degree of agglomeration problems of the technical solution proposed:

- Indicator of ash fusion risk: Si/(Ca + Mg) molar ratio.

It is known from literature that a molar ratio of Si/(Ca + Mg) can give an indication regarding the ash-thermal melting. The ash-sintering temperature lowers below 1100 °C when the Si/(Ca + Mg) ratio is  $>1$  [36]. For the case of rice husks produced as waste in Greece, the molar ratio of Si/(Ca + Mg) was calculated as being almost 60, based on Table 2. This shows that there is an increased probability of ash fusion in FB gasification reactors operating at low temperature.

- Indicator of fate of potassium: Si/K molar ratio.

It is also known that potassium (K) in combination with silica (Si) decreases the ash-melting temperature of rice husks [37]. The studied rice husks that were used were found to have a high Si/K molar ratio ( $>40$ ). This shows that potassium (K) has the tendency to stay embedded in the bottom char.

- Indicator of Cl-based corrosion: 2S/C molar ratio.

Similarly, a molar ratio of  $2S/Cl > 8$  is an index of increased risk of high-temperature system's Cl-based corrosion [37]. Based on Table 2, the mineral concentration of rice husk of this study is extremely low ( $2S/Cl$  ratio is  $< 0.001$ ), indicating a very low risk of Cl-based corrosion of the gasifier and the system.

### 5.2. Recommendations for Improving Operation of Rice Husks FB Gasification-Based Bioenergy Systems

Fluidized bed gasification (FB), depending on feed and operation, is known to produce quite significant amounts of tar [38]. Dolomite is proposed to be used as fluidized bed for decreasing tar production, as it was explored by the operation of the SMART-CHP unit [39].

This study recommends improving ash melting behavior of rice husk for improved FB operation. An improvement can be obtained by removing elements susceptible to ash fusing, such as silica, by using leaching with water.

For improving operation of FB, leaching of rice husks rich in minerals and Si, with water, could be a solution towards improving the properties needed for fluidized bed gasification, as shown by other researchers [40]. Leaching removes alkali metals and chlorine (Cl), bound in water-soluble salts, reducing the ash in biomass wastes and altering their ash chemistry. It can consequently reduce corrosion and emissions of acidic pollutants, among other environmental benefits. Moreover, it has the potential to reduce the formation of toxic compounds, such as dioxins and furans, potentially produced during thermal processing. In addition, leaching may also play an important role in the extraction of organic constituents to improve downstream processing or to add value through co-product recovery [41].

Nevertheless, traditional leaching methods have some drawbacks. They are solvent intensive, time consuming and sometimes energy intensive processes, if conventional heating is applied compared.

Alternative biomass pretreatment methods i.e., microwave assisted extractions, can be recommended. Some of the advantages of microwave over conventional heating include better process control and reproducibility, flexibility for different applications, short extraction times (minutes instead of hours), higher analyte recovery levels (between 80 and 98%), lower volume of solvents used, [42], and considerably shorter heavy metal extraction time [43–46]. However, microwave technologies are currently not scalable for industrial use [13].

What is recommended for rice husk, is the combination of a tailor-made pretreatment, which can combine microwave heating with the traditional leaching pre-treatment technique (using water as the solvent), to produce solid biofuels of optimized characteristics. These advanced rice husks-based fuels can be free from the problematic ash constituents, decreasing de-fluidization and preventing operational problems the FB gasification reactor of the system, also impacting favorably on the emissions.

### 5.3. Closed Loops Opportunities for the Rice Processing Sector

By using water leaching of the studied rice husks, a high concentration of minerals leachate is generated. It is proposed that these leachates to be used as fertilizers, because they contain high concentrations of nitrogen, phosphorus, and potassium (N-P-K).

High concentrations of sodium (Na), magnesium (Mg) and potassium (K) seem to significantly influence the fertilization of soils due to their impact on the natural growth of agricultural plants and their relatively high uptake rate. Other nutrients such sulfur (S) and calcium (Ca) in the leachate, are important elements for fertilizer uses [47], if the zinc (Zn) and manganese (Mn) are not important in quantities when sequestered into soils [48].

## 6. Conclusions

An experimental proof of concept of a low temperature fluidized bed gasification, fueled with rice husks to produce CHP was studied. The experiments performed at a temperature range 700–900 °C, under an under-stoichiometric ratio of  $O_2/N_2$  (10/90 v/v) as gasification agent. Producer gas's LHV maximized at 800 °C (10.9 MJ/Nm<sup>3</sup>), while the char's BET surface reached a max of 146 m<sup>2</sup>/g at 900 °C.

A feasibility study of two circular economy scenarios was performed:

- (1) Scenario 1 proposes a standalone gasification plant that represents an industrial symbiosis strategy, with a capacity of 42,700 t/y rice husks. This provides a collaborative circular economy solution for the management of all produced in the area rice wastes that derived from the operation of five rice processing SMEs, to improve the economic and environmental performance of waste management, driven by policy and legislative requirements, and cooperative benefits mindset.
- (2) Scenario 2 proposes a custom-made waste management strategy for one rice processing SME, with a capacity of 18,300 t/y, providing a solution-as-usual, of waste management to a rice processing company, driven by policy and legislative requirements.

By comparing the two scenarios, scenario 1 can produce  $70.4 \times 10^6$  KWh<sub>el</sub>/y of electricity accounting for 14% efficiency,  $171 \times 10^6$  KWh<sub>th</sub>/y thermal energy accounting for 70% efficiency, achieving a total energy efficiency of 84%. It is the most economically viable, with an estimated annual revenue of  $7.2 \times 10^6$  €/y, profit of 168 €/t of rice waste treated and very good economic indicators of POT = 1.05 and ROI = 0.72.

The proposed scenario is within the concept of collaborative circular economy models, establishing cross-sectoral industrial synergies, applied to rice processing industrial sector to enable the return of waste materials into the economy and protecting the ecosystem.

The study has shown that rice husks-to-energy via a fluidized bed based-gasification system coupled with an internal combustion engines (ICE) can be an economical endeavor unlocking the bioenergy potential of rice waste and providing closed loop opportunities for the rice processing sector, if technical problems associated with the Si-rich ash can be prevented by appropriate rice husks pretreatment.

The symbiosis circular economy model can support rice-processing business in circular processes implementation at micro level to spread new forms of product design, by moving from one-off resource synergies to a systematic application of resource synergies, to increase resource productivity and competitiveness. With the application of this model, simultaneous utilization and processing of waste flows from various rice products' life cycle (value chain) can achieve to improve environmental performance and produce energy and fertilizer by using waste as a fuel and as a resource with value.

**Author Contributions:** Conceptualization, A.Z.; methodology, A.Z.; formal analysis, I.V.; investigation, I.V. and G.S.; resources, I.V. and G.S.; data curation, I.V. and G.S.; Writing—Original draft preparation, I.V. and V.S.; Writing—Review and editing, A.Z. and V.S.; visualization, I.V. and V.S.; supervision, A.Z.; project administration, A.Z.; funding acquisition, V.S.

**Funding:** This research was funded by Engineering and Physical Sciences Research Council (EPSRC) of UK, grant number EP/P034667/1 for the part of work related to: assessing the rice husk waste results, ash quality, behavior and pretreatments potential to optimize their use as better solid fuels for energy production via FB gasification.

**Acknowledgments:** The authors would like to thank Ioannis Kellartzis and Paraskevi Kamaterou from the Faculty of Chemical Engineering, Aristotle University of Thessaloniki for their help in the experimental procedure, and Samuel Marshal from B<sup>3</sup> Challenge Group, UK for in kind support.

**Conflicts of Interest:** The authors declare no conflict of interest.

## References

1. Briens, C.; Piskorz, J.; Berruti, F. Biomass valorization for fuel and chemicals production—A review. *Int. J. Chem. React. Eng.* **2008**, *6*, 1–49. [[CrossRef](#)]
2. Cerdan, J.M.A.; de Diego-Diaz, B.; Fernandez-Rodriguez, J.; Penas, J.F. Impact of supplementary nutrients on co-digestion of agricultural waste: Study of temperatures. *Foods Bioprod. Process.* **2018**, *110*, 120–125.
3. Basu, P. *Biomass Gasification, Pyrolysis and Torrefaction*, 2nd ed.; Elsevier: Amsterdam, The Netherlands, 2013.
4. Antoniou, N.; Barakat, A.; Ficara, E.; Monlau, F.; Sambusiti, C.; Zabaniotou, A. Contribution to circular economy options of mixed agricultural wastes management: Coupling anaerobic digestion with gasification for enhanced energy and material recovery. *J. Clean. Prod.* **2019**, *209*, 505–514. [[CrossRef](#)]

5. Reike, D.; Vermeulen, W.J.V.; Witjes, S. The circular economy: New or refurbished as CE 3.0?—Exploring controversies in the conceptualization of circular economy through a focus on history and resource value retention options. *Resour. Conserv. Recycl.* **2018**, *135*, 246–264.
6. Honkasalo, A.; Korhonen, J.; Seppala, J. Circular Economy: The concept and its limitations. *Ecol. Econ.* **2017**, *143*, 37–46.
7. Santos Costa, I.; Massard, G.; Agarwal, A. Waste management policies for industrial symbiosis development: Case studies in European countries. *J. Clean. Prod.* **2010**, *18*, 815–822. [[CrossRef](#)]
8. Jaca, C.; Ormazabal, M.; Prieto-Sandoval, V. Towards a consensus on the circular economy. *J. Clean. Prod.* **2017**, *179*, 605–615.
9. Nwakaire, J.N.; Obi, F.O.; Ugwuishiwu, B.O. Agricultural waste concept, generation, utilization and management. *Niger. J. Technol.* **2016**, *35*, 957–964.
10. Chen, Y.; Dai, Y.; Gao, F.; Gao, Y.; Hu, Z.; Li, J.; Liu, M.; Lu, L.; Sun, Q.; Sun, Y.; et al. Utilizations of agricultural waste as adsorbent for the removal of contaminants: A review. *Chemosphere* **2018**, *211*, 235–253.
11. Kumar Harshwardhan, K.; Upadhyay, K. Effective utilization of agricultural waste: A review. *J. Fundam. Renew. Energy Appl.* **2017**, *7*, 1–3. [[CrossRef](#)]
12. Chen, M.; Chen, S.; Dong, F.; Fu, X.; Tan, J.; Wang, B.; Wang, Y.; Zhu, J. Advances in recycling and utilization of agricultural waste in China: Based on environmental risk, crucial pathways, influencing factors, policy mechanism. *Procedia Environ. Sci.* **2016**, *31*, 12–17.
13. Taylor, M.J.; Alabdrabalameer, H.; Skoulou, V. Choosing Physical, Physicochemical and Chemical Methods of Pre-Treating Lignocellulosic Wastes to Repurpose into Solid Fuels. *Sustainability* **2019**, *11*, 3604. [[CrossRef](#)]
14. EU. Environment: Waste. 2019. Available online: <https://ec.europa.eu/environment/waste/index.htm> (accessed on 27 October 2019).
15. United States Department of Agriculture (USDA). *Agricultural Waste Management Field Handbook*; United States Department of Agriculture (USDA): Washington, DC, USA, 2011; Volume 9, pp. 3–8.
16. Dong, P.; Guo, L.; Huang, Y.; Zhai, M.; Zhang, Y. Characteristics of pore structure of rice husk char during high-temperature steam gasification. *Fuel* **2016**, *185*, 622–629.
17. Abbaslou, H.; Bakhtiari, S.; Ghanizadeh, A.R.; Zeidabadi, Z.A. Synthesis, characterization and evaluation of biochar from agricultural waste biomass for use in building materials. *Constr. Build. Mater.* **2018**, *181*, 301–308.
18. Cui, Y.; Huo, K.; Liu, N.; McDowell, M.T.; Zhao, J. Rice husks as a sustainable source of nanostructured silicon for high performance Li-ion battery anodes. *PMC Sci. Rep.* **2013**, *13*, 1919.
19. Kim, K.Y.; Lee, G.J.; Son, Y.I.; Yoon, S.J. Gasification and power generation characteristics of rice husk and rice husk pellet using a downdraft fixed-bed gasifier. *Renew. Energy* **2011**, *42*, 163–167.
20. Adams, P.W.R.; McManus, M.C. Small-scale biomass gasification CHP utilization in industry: Energy and environmental evaluation. *Sustain. Energy Technol. Assess.* **2014**, *6*, 129–140.
21. Skoulou, V.; Kantarelis, E.; Yang, W. CO<sub>2</sub> integration in high temperature steam gasification (HTSG) of solid fuels and blends with waste. In Proceedings of the European Biomass Conference and Exhibition 2016, Amsterdam, The Netherlands, 6–9 June 2016; Volume 24, pp. 970–977.
22. Basu, P. *Combustion and Gasification in Fluidised Beds*; CRC: Boca Raton, FL, USA, 2006.
23. FAOstat. Food and Agriculture Organization of the United Nations. 2019. Available online: <http://www.fao.org/faostat/en/#data> (accessed on 27 October 2019).
24. Aziz, M.; Darmawan, A.; Fitriano, A.C.; Tokimatsu, K. Integrated system of rice production and electricity generation. *Appl. Energy* **2018**, *220*, 672–680.
25. Almeida, J.A.S.; Antonio, J.; Marques, B.; Pinto, V.; Tadeu, A. Application of rice husk in the development of new composite boards. *Constr. Build. Mater.* **2018**, *176*, 432–439.
26. Phyllis2 Data Base ECN—Rice Husk Agrino Insustry Greece. Available online: <https://phyllis.nl/Browse/Standard/ECN-Phyllis#rice%20husk> (accessed on 27 October 2019).
27. Skoulou, V.; Zabaniotou, A. Co-gasification of crude glycerol with lignocellulosic biomass for enhanced syngas production. *J. Anal. Appl. Pyrolysis* **2013**, *99*, 110–116. [[CrossRef](#)]
28. Bitou, P.; Kanellis, T.; Manara, P.; Stavropoulos, G.; Zabaniotou, A. Investigating *Cynara C.* biomass gasification producer gas suitability for CHP, second generation biofuels and H<sub>2</sub> production. *Ind. Crop. Prod.* **2014**, *61*, 308–316.



29. Zabaniotou, A.A.; Skoulou, V.K.; Mertzis, D.P.; Koufodimos, G.S.; Samaras, Z.C. Mobile Gasification Units for Sustainable Electricity Production in Rural Areas: The SMART-CHP Project. *J. Ind. Eng. Chem. Res.* **2010**, *50*, 602–608. [\[CrossRef\]](#)
30. Rovas, D.; Zabaniotou, A. Exergy analysis of a small gasification-ICE integrated system for CHP production fueled with Mediterranean agro-food processing wastes. *SMART-CHP Renew. Energy* **2015**, *83*, 510–517. [\[CrossRef\]](#)
31. Manara, P.; Mertzis, D.; Mitsakis, P.; Samaras, Z.; Tsiakmakis, S.; Zabaniotou, A. Bioenergy Technology: Gasification with internal combustion engine application. *Energy Procedia* **2013**, *42*, 745–753.
32. Tsiakmakis, S.; (Bio-based Energy Technologies P.C. (BIO2CHP), Thessalonik, Greece). SMART-CHP Characteristics. Personal communication, 2019.
33. Peter, M.S.; Timmerhaus, K.D.; West, R.E. *Plant Design and Economics for Chemical Engineers*; McGraw-Hill Chemical Engineering Series; McGraw-Hill Education: New York, NY, USA, 2003.
34. Miras, D.; (Agricultural Rice Producers' Cooperative of Chalastra, Thessalonik, Greece). Selling prices of greek rice husks and energy prices. Personal communication, 2019.
35. Skoulou, V.; Kantarelis, E.; Arvelakis, S.; Yang, W.; Zabaniotou, A. Effect of biomass leaching on H<sub>2</sub> production, ash and tar behavior during high temperature steam gasification (HTSG) process. *Int. J. Hydrogen Energy* **2009**, *34*, 5666–5673. [\[CrossRef\]](#)
36. Sommersacher, P.; Brunner, T.; Obernberger, I. Fuel Indexes: A Novel Method for the Evaluation of Relevant Combustion Properties of New Biomass Fuels. *Energy Fuels* **2012**, *26*, 380–390. [\[CrossRef\]](#)
37. Pröll, T.; Hofbauer, H. H<sub>2</sub> rich syngas by selective CO<sub>2</sub> removal from biomass gasification in a dual fluidised bed system-process and modelling approach. *Fuel Process. Technol.* **2008**, *89*, 1207–1217. [\[CrossRef\]](#)
38. Mertzis, D.; Mitsakis, P.; Tsiakmakis, S.; Manara, P.; Zabaniotou, A.; Samaras, Z. Performance analysis of a small-scale combined heat and power system using agricultural biomass residues: The SMART-CHP demonstration project. *Energy* **2014**, *64*, 367–374. [\[CrossRef\]](#)
39. Alabdrabalameer, H.A.; Taylor, M.J.; Skoulou, V. Pretreatment of lignocellulose biomass wastes for enhanced thermochemical decomposition from bio-energy production. In Proceedings of the ChemEng Day 2019 Conference, Heriot-Watt University, Dundee, UK, 8–9 April 2019.
40. Yu, C.; Thy, P.; Wang, L.; Anderson, S.N.; Vanderghelynst, J.S.; Upadhyaya, S.K.; Jenkins, B.M. Influence of leaching pre-treatment on fuel properties of biomass. *Fuel Process. Technol.* **2014**, *128*, 43–53. [\[CrossRef\]](#)
41. Tatke, P.; Jaiswal, Y. An overview of microwave assisted extraction and its applications in herbal drug research. *Res. J. Med. Plants* **2011**, *5*, 21–31. [\[CrossRef\]](#)
42. Pérez Cid, B.; Lavilla, I.; Bendicho, C. Application of microwave extraction for partitioning of heavy metals in sewage sludge. *Anal. Chim. Acta* **1999**, *378*, 201–210. [\[CrossRef\]](#)
43. Real, C.; Barreiro, R.; Carballeira, A. The application of microwave heating in sequential extractions of heavy metals in estuarine sediments. *Sci. Total Environ.* **1994**, *152*, 135–142. [\[CrossRef\]](#)
44. Jamali, M.K.; Kazi, T.G.; Arain, M.B.; Alfridi, H.I.; Jalbani, N.; Kandhro, G.A.; Shah, A.Q.; Baig, J.A. Speciation of heavy metals in untreated sewage sludge by using microwave assisted sequential extraction procedure. *J. Hazard. Mater.* **2009**, *163*, 1157–1164. [\[CrossRef\]](#) [\[PubMed\]](#)
45. Ganesapillai, M.; Manara, P.; Zabaniotou, A. Effect of microwave pretreatment on pyrolysis of crude glycerol–olive kernel alternative fuels. *Energy Convers. Manag.* **2016**, *110*, 287–295. [\[CrossRef\]](#)
46. Otero, N.; Vitória, L.; Soler, A.; Canals, A. Fertiliser characterisation: Major, trace and rare earth elements. *Appl. Geochem.* **2005**, *20*, 1473–1488. [\[CrossRef\]](#)
47. Nicholson, F.A.; Smith, S.R.; Carlton-Smith, C.; Chambers, B.J. An inventory of heavy metals inputs to agricultural soils in England and Wales. *Sci. Total Environ.* **2003**, *311*, 205–219. [\[CrossRef\]](#)
48. Parikh, J.; Channiwala, S.A.; Ghosal, G.K. A correlation for calculating HHV from proximate analysis of solid fuels. *Fuel* **2005**, *84*, 487–494. [\[CrossRef\]](#)

