Training dataset

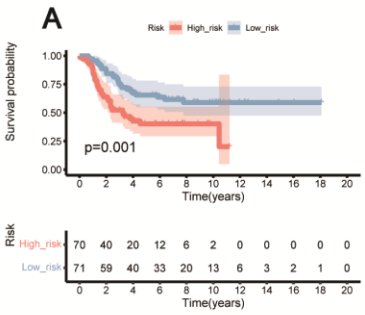

(Age＞18 months group)

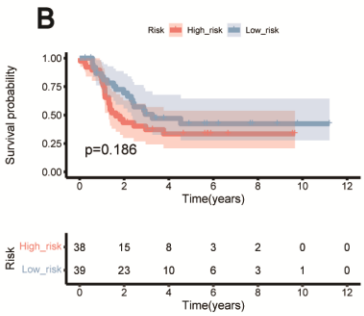

(MYCN amplification group)

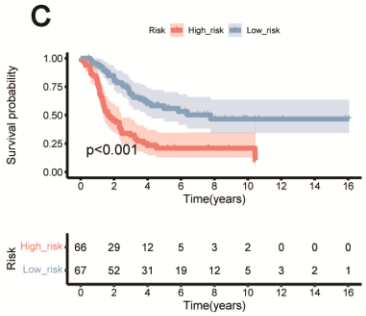

(Progression group)

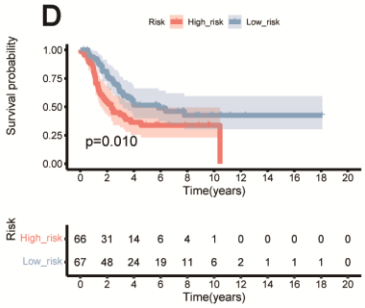

(COG high-risk group)

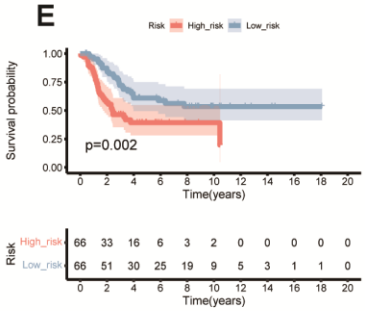

(INSS stage 4 group)

Internal validation dataset

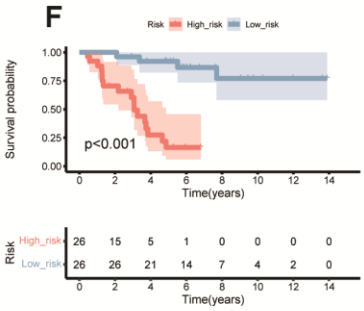

(Age＞18 months group)

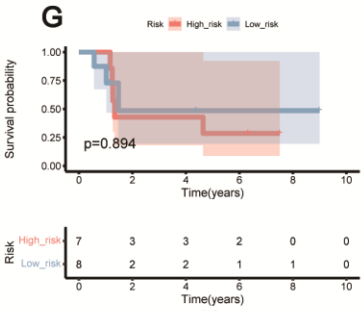

(MYCN amplification group)

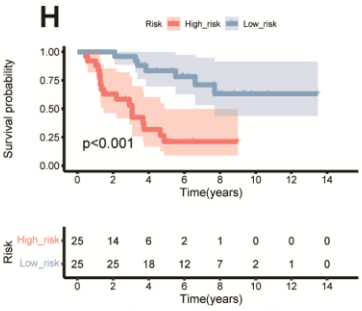

(Progression group)

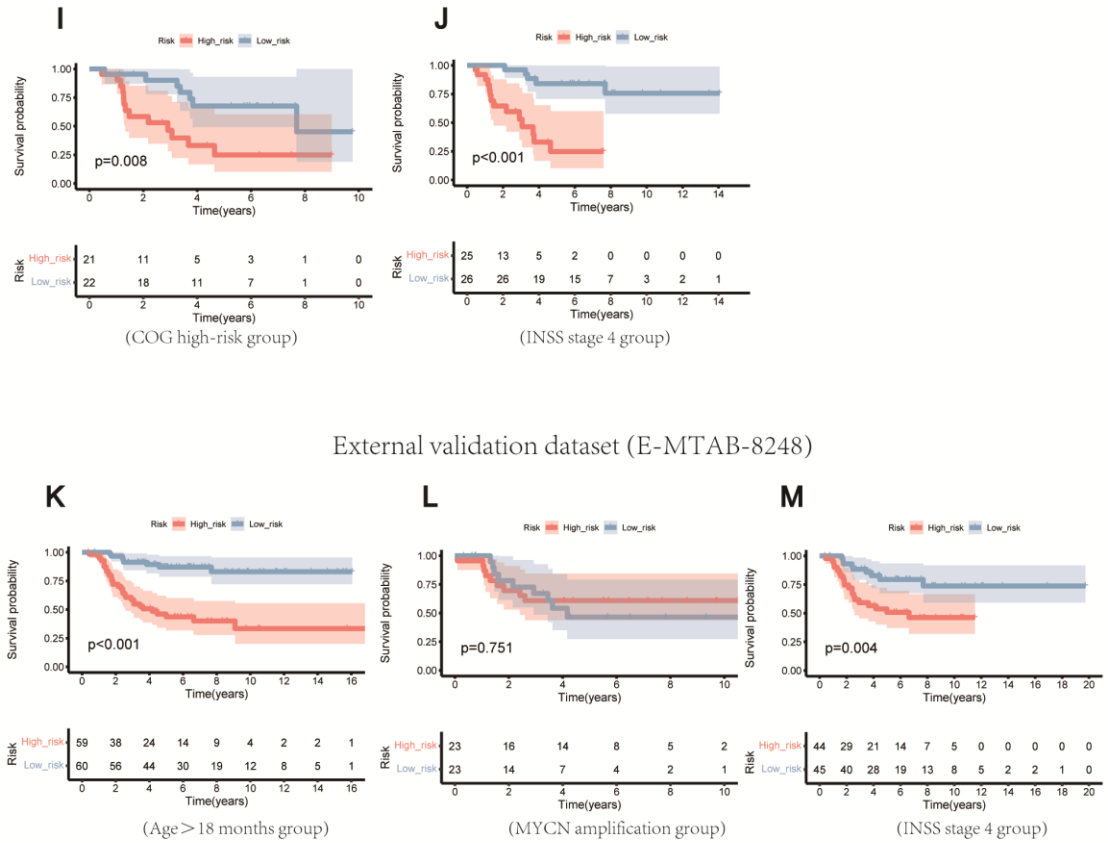

Figure S3. The prognostic value of the risk signature in samples with unfavorable characteristics. (A-E) The Kaplan–Meier curve of the risk signature in patients with age > 18 months (A), MYCN amplification (B), progression (C), COG high-risk group (D), and INSS stage 4 (E), in the training dataset. (F-J) The Kaplan–Meier curve of the risk signature in patients with age > 18 months (F), MYCN amplification (G), progression (H), COG high-risk group (I), and INSS stage 4 (J), in the internal validation dataset. (K-M) The Kaplan–Meier curve of the risk signature in patients with age > 18 months (K), MYCN amplification (L), and INSS stage 4 (M), in the external validation dataset.